



# 2018-2019 IUPUI BASKETBALL GAME NOTES

# IUPUI

## SCHEDULE/RESULTS

(11-10, 6-5 HORIZON)

Date	Opponent	Result/Time
Oct. 29	# Central State	W, 86-52
Nov. 6	at Xavier	L, 69-82
Nov. 10	Eastern Illinois	W, 71-65
Nov. 14	^ at Boston College	W, 76-69
Nov. 16	^ at Richmond	L, 70-78
Nov. 23	^ vs. St. Francis (NY)	W, 68-48
Nov. 24	^ vs. Grambling State	W, 80-69
Nov. 28	Bradley	W, 85-73
Dec. 1	Ball State	L, 75-85
Dec. 6	IU Kokomo	W, 95-64
Dec. 12	IU Northwest	W, 116-79
Dec. 15	Western Illinois	W, 82-68
Dec. 18	at Purdue Fort Wayne	L, 77-87
Dec. 21	at Morehead State	L, 70-74
Dec. 28	*at Northern Kentucky	L, 77-92
Dec. 30	*at Wright State	L, 64-82
Jan. 4	*at UIC	W, 66-64
Jan. 10	*Cleveland State	W, 90-74
Jan. 12	*Youngstown State	L, 76-82
Jan. 17	*at Green Bay	W, 76-70
Jan. 19	*at Milwaukee	L, 57-64
Jan. 24	*Oakland	W, 73-71
Jan. 26	*Detroit Mercy	W, 80-65
Feb. 1	*Northern Kentucky	W, 83-77
Feb. 3	*Wright State	L, 74-79
Feb. 9	*UIC	1:00 pm
Feb. 14	*at Youngstown State	7:00 pm
Feb. 16	*at Cleveland State	1:00 pm
Feb. 22	*Milwaukee	7:00 pm
Feb. 24	*Green Bay	1:00 pm
Feb. 28	*at Detroit Mercy	8:00 pm
Mar. 2	*at Oakland	4:00 pm
Mar. 5-6	& HL Quarterfinals	7:00 pm
Mar. 11	& HL Semifinals	tbd
Mar. 12	& HL Championship	tbd

# denotes exhibition  
 \* denotes Horizon League games  
 ^ part of Fort Myers Tip-Off  
 (first two games on campus sites / last two at Niagara)  
 & denotes Horizon League Tournament games  
 (quarterfinals on campus sites / semis and finals in Detroit)

## MEDIA COVERAGE

TV: ESPN3

Greg Rakestraw (pxp); Bob Lovell (analyst)

Video Stream: WatchESPN

Audio: none

Live Stats: IUPUIJags.com

Twitter: @IUPUIJaguars / @IUPUIMensBball

## MBB CONTACT

Ed Holdaway - IUPUI Assistant AD

Email: eholdawa@iupui.edu

Twitter: @EdHoldaway

Cell: 317-908-2645

## '03 NCAA TOURNAMENT, 2010 CBI

**IUPUI** (14-10, 6-5 HL) vs. **UIC** (12-12, 6-5 HL)

Saturday, February 9, 2019 • 1:00 p.m. • Indianapolis, Ind. • Indiana Farmers Coliseum (6,800)





## STAT BREAKDOWN

IUPUI		UIC
77.1	PPG	74.8
73.0	Opp. PPG	74.6
456	FG%	458
441	Opp. FG%	418
37.3 (+4.3)	RPG (Margin)	34.3 (-2.9)
343	3FG%	358
714	FT%	671
14.4 (+0.2)	TO/G (Margin)	14.1 (-0.9)
188	NCAA Eval. Tool (NET)	206

## SERIES BREAKDOWN

Overall:	1-5
Gardner vs. UIC:	1-2
in Chicago:	1-3
in Indianapolis:	0-2
neutral:	0-0
Last Meeting:	Jan. 4, 2019
Outcome:	IUPUI 66, UIC 64 (Chicago)
Streak:	IUPUI has won 1
Quick Note:	IUPUI led for more than 35 minutes of the season's 1st meeting, ultimately winning 66-64

## THE JAGUARS



### PROBABLE STARTERS

No.	Name	Yr.	Pos.	Ht.	Hometown	PPG	RPG	APG	FG%	3FG%	FT%
5	Camron Justice	Jr.	G	6-3	Hindman, Ky.	19.9	3.0	2.9	.448	.376	.853
22	D.J. McCall	Sr.	G	6-6	Fort Wayne, Ind.	7.4	5.9	2.3	.433	.250	.712
23	Grant Weatherford	So.	G	6-2	Cicero, Ind.	5.9	2.9	2.7	.500	.385	.750
24	Evan Hall	Sr.	F	6-7	Hindman, Ky.	9.6	5.7	1.5	.518	---	.317
32	Elyjah Goss	So.	F	6-7	Plainfield, Ill.	7.3	6.7	0.8	.516	.286	.704

### OFF THE BENCH

0	Jaylen Minnett	So.	G	6-1	Terre Haute, Ind.	11.3	1.8	1.8	.362	.321	.868
2	Jakoby Kemp	So.	F	6-8	Layton, Utah	3.8	1.0	0.3	1.000	---	.833
4	Jack Hansen	Fr.	F	6-7	Noblesville, Ind.	3.0	1.7	0.5	.324	.286	.905
10	Nick Rogers	Jr.	G	6-1	Indianapolis, Ind.	5.0	1.3	1.5	.469	.375	.676
11	Brandon Kenyon	Fr.	F/C	6-10	Caledonia, Ontario	2.6	1.1	0.1	.375	.000	.667
15	Ahmed Ismail	Sr.	C	7-1	Cairo, Egypt	6.7	4.4	0.6	.592	.667	.667
25	Trevor Johnson	Jr.	G	6-2	Flagstaff, Ariz.	0.3	1.2	0.7	.250	.000	---
55	Daniel Alston	Fr.	G	6-0	Champaign, Ill.	0.5	0.3	0.0	.500	.000	---

## QUICK HITTERS

- IUPUI's 14 victories already match the most in a season under head coach Jason Gardner. The Jaguars also won 14 in 2016-17. The Jags opened the season at 8-3 overall, marking the program's best start since 2009-10.
- IUPUI opened Horizon League play 0-2, but has won 6-of-9 since the calendar flipped to 2019. The stretch began with a two-point road win at UIC on Jan. 4 behind a career-high 30 points from Camron Justice on ESPN.
- Justice comes in having scored in double-digits in 23 straight games - the third-longest streak in IUPUI's D1 history. Only George Hill (29) and Alex Young (26) have registered longer streaks of double-digit scoring games for the Jaguars. Justice currently ranks second in the Horizon League and 47th nationally in scoring (19.9 ppg). He's hit for 20-or-more 13 times already this season, including three-in-a-row entering today's game.
- IUPUI ranks 25th in the country in free throws made (382) and 26th in free throws attempted (535). Camron Justice is among the top 100 in free throws made (40th / 110), free throws attempted (80th / 129) and free throw percentage (64th / 85.3%).
- IUPUI opened Horizon League with one of the toughest three-game starts in league history, facing the top three picks in the league's preseason polls, all on the road. The Jags went 1-2 during that span with loss at Northern Kentucky and Wright State before winning at UIC to cap the stretch.
- Head coach Jason Gardner enters his 5th season on the Jaguars' sidelines, boasting a 62-87 career record. He's 36-41 (.468) in league games and guided the Jags to The Summit League Tourney Semifinals in his 3rd season in 2016-17.
- IUPUI is seven years removed from a winning season as current Georgia State head coach Ron Hunter guided the Jaguars to a 19-14 mark in the 2010-11 campaign. Hunter was named to the IUPUI Hall of Fame this season.

## SIGHTS & SOUNDS

- The Hancock County Children's Choir will perform today's national anthem.
- Today is Non-Profit Day at the Coliseum as a number of different organizations from throughout Central Indiana will be represented in the lobby prior to today's game.
- The 2018 IUPUI women's golf team will receive their Horizon League Championship rings at halftime of today's game.

## 2018-2019 ROSTER

### NUMERIC ROSTER

##	Name	Pos.	Ht.	Wt.	Yr.	Hometown/High School (Previous)
0	Jaylen Minnett	G	6-1	180	So.	Terre Haute, Ind./Terre Haute South
1	# Jamil Jackson Jr.	G/F	6-6	190	Jr.	Minneapolis, Minn./Minneapolis North (Southern Utah)
2	Jakoby Kemp	F	6-8	190	So.	Layton, Utah/Layton (Salt Lake C.C.)
4	Jack Hansen	F	6-7	205	Fr.	Noblesville, Ind./Guerin Catholic
5	Camron Justice	G	6-3	180	Jr.	Hindman, Ky./Knott County Central (Vanderbilt)
10	Nick Rogers	G	6-1	170	Jr.	Indianapolis, Ind./Traders Point Academy (Toledo)
11	Brandon Kenyon	F/C	6-10	225	Fr.	Caledonia, Ontario/RISE Prep
14	# Marcus Burk	G	6-3	205	Jr.	Indianapolis, Ind./Franklin Central (Campbell)
15	Ahmed Ismail	C	7-1	260	Sr.	Cairo, Egypt/Nakhas Zagazig (Manhattan)
22	D.J. McCall	G	6-6	190	Sr.	Fort Wayne, Ind./Concordia Lutheran
23	Grant Weatherford	G	6-2	185	Jr.	Cicero, Ind./Hamilton Heights (Midland [Tex.] College)
24	Evan Hall	F	6-7	230	Sr.	Hindman, Ky./Knott County Central
25	Trevor Johnson	G	6-2	170	Jr.	Flagstaff, Ariz./Flagstaff (Mesa C.C.)
32	Elyjah Goss	F	6-7	195	So.	Bolingbrook, Ill./Plainfield East
55	Daniel Alston	G	6-0	175	Fr.	Champaign, Ill./Judah Christian

### COACHING STAFF

<b>Head Coach:</b>	Jason Gardner
<b>Alma Mater:</b>	Arizona, '11
<b>Career Record:</b>	(62-87; 5th season)
<b>IUPUI Record:</b>	(62-87; 5th season)
<b>Conference Record:</b>	(36-41; 5th season)
<b>Associate Head Coach:</b>	Byron Rimm II
<b>Alma Mater:</b>	Cal State Los Angeles, '99
<b>Assistant Coach:</b>	Matt Bringman
<b>Alma Mater:</b>	Palm Beach Atlantic, '06
<b>Assistant Coach:</b>	Matt Dunn
<b>Alma Mater:</b>	Fort Hays State, '07
<b>Dir. of Operations:</b>	Isaac Loechle
<b>Alma Mater:</b>	Indiana, '01
<b>Strength Coach:</b>	Jason Quarles
<b>Alma Mater:</b>	IUPUI, '12

### PRONUNCIATION GUIDE


<b>ELYJAH</b> Goss	(same as Elijah)
Jaylen <b>MINNETT</b>	(min-NET)
<b>AHMED</b> ISMAIL	(AH-med ISH-male)

# will sit out the 2018-19 season as a Division I transfer


## RADIO / TV ROSTER



**#0 - JAYLEN MINNETT**  
6-1 // Soph. // G  
Terre Haute, Ind.



**#2 - JAKOBY KEMP**  
6-8 // Soph. // F  
Layton, Utah




**#4 - JACK HANSEN**  
6-7 // Fr. // F  
Noblesville, Ind.



**#5 - CAMRON JUSTICE**  
6-3 // Jr. // G  
Hindman, Ky.



**#10 - NICK ROGERS**  
6-1 // Jr. // G  
Indianapolis, Ind.



**#11 - BRANDON KENYON**  
6-10 // Fr. // F/C  
Caledonia, Ontario



**#15 - AHMED ISMAIL**  
7-1 // Sr. // C  
Cairo, Egypt



**#22 - D.J. MCCALL**  
6-6 // Sr. // G  
Fort Wayne, Ind.



**#23 - GRANT WEATHERFORD**  
6-2 // Soph. // G  
Cicero, Ind.




**#24 - EVAN HALL**  
6-7 // Sr. // F  
Hindman, Ky.



**#25 - TREVOR JOHNSON**  
6-2 // Jr. // G  
Flagstaff, Ariz.



**#32 - ELYJAH GOSS**  
6-7 // Soph. // F  
Bolingbrook, Ill.



**#55 - DANIEL ALSTON**  
6-0 // Fr. // G  
Champaign, Ill.



**JASON GARDNER**  
Head Coach  
5th season

## CAREER DOUBLE-DIGIT PERFORMANCES/STARTS

### Double-Digit Scoring Games

Name	Season	Career
Goss	7	8
Hall	11	35
Hansen	2	2
Ismail	7	7
Justice	23	23
McCall	7	20
Minnett	14	21
Rogers	4	7
Weatherford	5	5

### 20+ Point Scoring Games

Name	Season	Career
Hall	0	2
Justice	13	13
McCall	0	2
Minnett	2	2
Weatherford	1	1

### 30+ Point Scoring Games

Name	Season	Career
Justice	1	1

### Double-Digit Reb. Games

Name	Season	Career
Goss	7	8
Hall	3	12
Ismail	1	1
McCall	2	5

### Double-Doubles

Name	Season	Career
Goss	3	3
Hall	3	8
Ismail	1	1

### Games Started

Name	Season	Career
Goss	24	24
Hall	23	86
Ismail	1	1
Justice	24	24
McCall	24	88
Minnett	0	4
Rogers	0	25
Weatherford	24	24

## POLLS

ASSOCIATED PRESS		COACHES	
<i>Week 14</i>		<i>Week 14</i>	
Rank	Team (1st)	Rank	Team (1st)
1.	Tennessee (48)	1.	Tennessee (32)
2.	Duke (12)	2.	Duke
3.	Virginia (4)	3.	Virginia
4.	Gonzaga	4.	Gonzaga
5.	Kentucky	5.	Kentucky
6.	Nevada	6.	Nevada
7.	Michigan	7.	Michigan
8.	North Carolina	8.	North Carolina
9.	Michigan State	9.	Marquette
10.	Marquette	10.	Virginia Tech
11.	Virginia Tech	11.	Michigan State
12.	Houston	12.	Houston
13.	Kansas	13.	Villanova
14.	Villanova	14.	Kansas
15.	Purdue	15.	Purdue
16.	Louisville	16.	Iowa State
17.	Iowa State	17.	Louisville
18.	Texas Tech	18.	Texas Tech
19.	Wisconsin	19.	Wisconsin
20.	Iowa	20.	Iowa
21.	LSU	21.	Mississippi State
22.	Florida State	22.	LSU
23.	Buffalo	23.	Cincinnati
24.	Maryland	24.	Florida State
25.	Cincinnati	25.	Buffalo

## MID-MAJOR TOP 25

<i>February 4</i>					
Rk	Team (1st)	Record	Pts.	Prev.	Conf.
1.	Gonzaga (31)	21-2	775	1	West Coast
2.	Wofford	19-4	737	2	Southern
3.	UNC Greensboro	20-3	691	4	Southern
4.	Buffalo	19-3	667	3	Mid-American
5.	Belmont	17-4	610	6	Ohio Valley
6.	Hofstra	19-4	607	4	Colonial
7.	Lipscomb	18-4	603	8	Atlantic Sun
8.	ETSU	19-5	515	9	Southern
9.	Murray State	17-4	511	7	Ohio Valley
10.	UC Irvine	19-5	457	11	Big West
11.	South Dakota State	19-6	443	13	Summit
12.	San Francisco	17-5	420	10	West Coast
13.	New Mexico State	18-4	412	15	Western Athletic
14.	Vermont	17-5	372	14	America East
15.	Toledo	18-4	364	16	Mid-American
16.	Liberty	19-5	347	12	Atlantic Sun
17.	Georgia State	16-6	222	21	Sun Belt
18.	Montana	15-6	182	22	Big Sky
19.	Stony Brook	18-5	148	17	America East
20.	Texas State	17-5	141	18	Sun Belt
21.	Yale	13-4	124	19	Ivy League
22.	Charleston	18-6	99	23	Colonial
23.	Bowling Green	15-6	70	NR	Mid-American
24.	Furman	18-5	63	NR	Southern
25.	Princeton	12-5	60	NR	Ivy League

## HORIZON LEAGUE PRESEASON POLLS

Pl.	School (1st-place) – Votes
1.	Wright State (25) – 377
2.	Northern Kentucky (10) – 356
3.	UIC (4) – 310
4.	Oakland – 239
5.	Green Bay – 238
6.	IUPUI – 188
7.	Cleveland State – 175
8.	Milwaukee (1) – 140
9.	Youngstown State – 104
10.	Detroit Mercy – 73

**Preseason POTY:** Drew McDonald, Northern Kentucky

### First Team (alphabetical order by school)

Tyree Appleby, Cleveland State  
Sandy Cohen III, Green Bay  
Drew McDonald, Northern Kentucky  
Marcus Ottey, UIC  
Loudon Love, Wright State

### Second Team (alphabetical order by school)

Kameron Hankerson, Green Bay  
Jalen Tate, Northern Kentucky  
Tarkus Ferguson, UIC  
Mark Hughes, Wright State  
Naz Bohannon, Youngstown State

## HORIZON LEAGUE

### HORIZON LEAGUE STANDINGS

through Feb. 7

Team	Overall (Pct.)	HL (Pct.)
Northern Ky.....	19-6 (.760)	9-3 (.750)
Wright State.....	14-11 (.560)	8-4 (.667)
Oakland.....	11-14 (.440)	6-5 (.583)
<b>IUPUI.....</b>	<b>14-10 (.583)</b>	<b>6-5 (.545)</b>
Green Bay.....	12-12 (.500)	6-5 (.545)
UIC.....	12-12 (.500)	6-5 (.545)
Detroit Mercy.....	9-15 (.375)	6-6 (.500)
Youngstown State.....	9-16 (.360)	5-7 (.417)
Milwaukee.....	9-15 (.375)	4-7 (.364)
Cleveland State.....	6-19 (.240)	1-11 (.083)

### UPCOMING SCHEDULE

Date	Game	Time
2/9	<b>*UIC at IUPUI</b>	<b>1pm</b>
	*Milwaukee at Cleveland St.	3pm
	*Green Bay at Youngstown St.	6pm
	*Oakland at Northern Ky.	7pm
	*Detroit Mercy at Wright St.	7pm
2/14	<b>*IUPUI at Youngstown St.</b>	<b>7pm</b>
	*UIC at Cleveland St.	7pm
	*Detroit Mercy at Milwaukee	8pm
	*Oakland at Green Bay	8pm
2/15	*Northern Ky. at Wright St.	9pm
2/16	*Detroit Mercy at Green Bay	1pm
	*UIC at Youngstown State	6pm
	*Oakland at Milwaukee	7pm
	<b>*IUPUI at Cleveland State</b>	<b>7pm</b>
2/21	*Cleveland St. at Wright St.	7pm
	*Youngstown St. at Northern Ky.	7pm
2/22	<b>*Milwaukee at IUPUI</b>	<b>7pm</b>
	*Green Bay at UIC	9pm
2/23	*Youngstown St. at Wright St.	3pm
	*Detroit Mercy at Oakland	3pm
	*Cleveland St. at Northern Ky.	7pm
2/24	<b>*Green Bay at IUPUI</b>	<b>1pm</b>
	*Milwaukee at UIC	4:12pm
2/28	*UIC at Oakland	7pm
	*Northern Ky. at Milwaukee	7pm
	<b>*IUPUI at Detroit Mercy</b>	<b>8pm</b>
	*Wright St. at Green Bay	8pm
3/2	*Northern Ky. at Green Bay	1pm
	*UIC at Detroit Mercy	4pm
	<b>*IUPUI at Oakland</b>	<b>4pm</b>
	*Cleveland St. at Youngstown St.	6pm
	*Wright St. at Milwaukee	7pm

### IUPUI IN HORIZON LEAGUE STATS

as of Feb. 7 [denotes NCAA ranking]

Category	HL [Nat Rk.]	Stat
Scoring.....	3rd [79th]	77.1 ppg
Scoring Defense.....	3rd	73.0 ppg
Scoring Margin.....	3rd	+4.1 ppg
Free Throw %.....	4th [133rd]	71.4%
Field Goal %.....	5th [122nd]	45.6%
Field Goal % Def.....	4th	44.1%
3Pt Field Goal %.....	8th	33.9%
3Pt Field Goal % Def....	7th	34.5%
Rebounding Offense....	t-2nd	37.3 rpg
Rebounding Defense....	3rd	33.0 rpg
Rebounding Margin.....	2nd [61st]	+4.3 rpg
Blocked Shots.....	t-5th	3.2 bpg
Assists.....	5th [92nd]	14.6 apg
Steals.....	3rd	7.1 spg
Turnover Margin.....	5th	+0.4 to/gm
Assist/TO Ratio.....	t-6th	1.02 a/to
Offensive Rebounds....	2nd [76th]	11.8 rpg
Defensive Rebounds....	6th	25.5 rpg
Defensive Reb. %.....	3rd	73.6%
Offensive Reb. %.....	2nd	33.1%
3Pt Field Goals Made...	10th	7.0/game
Home Attendance.....	8th	1,351/game

### Player Horizon [Natl Rk.] Stat

Elyjah Goss		
Def. Rebounds	t-6th	4.8 rpg
Rebounding	7th	6.7 rpg
Off. Rebounds	t-7th	2.0 rpg
Blocked Shots	t-8th	0.9 bpg

Evan Hall		
Blocked Shots	1st	1.3 bpg
Off. Rebounding	4th	2.2 rpg
FG%	6th	51.8%
Rebounding	t-11th	5.7 rpg

Ahmed Ismail		
Off. Rebounds	t-12th	1.7 rpg

Camron Justice		
Scoring	2nd [48th]	19.9 ppg
FT%	5th [46th]	85.3%
3FG	t-4th	2.8/gm
FG%	15th	44.8%
3FG%	t-15th	37.6%

D.J. McCall		
Off. Rebounds	t-7th	2.0 rpg
Steals	t-7th	1.3 spg
Rebounding	10th	5.9 rpg
Def. Rebounding	12th	3.9 rpg

Jaylen Minnett		
3FG	t-8th	2.3/gm
Scoring	22nd	11.3 ppg

Grant Weatherford		
Steals	t-7th	1.3 spg



## JAGS HAVE THREE-GAME WINNING STREAK SNAPPED AGAINST WSU

IUPUI had its three-game winning streak snapped at home last Sunday (Feb. 3) as the Jaguars fell to Wright State, 79-74. IUPUI trailed by 21 (27-6) in the opening eight-plus minutes, but cut the lead back to two before halftime and ultimately took the lead in the second half. The Jags led 60-59 with 5:25 remaining before the Raiders reeled off a 12-2 run over the next four minutes to claim the win. Cam Justice led four Jaguars in double-digits with 22 points and six assists and Evan Hall added 14 points on 6-of-8 shooting. Bill Wampler had a team-high 16 points off the WSU bench and both Mark Hughes and Cole Gentry finished with 13 apiece.

Here are more tidbits from last Sunday's contest.

-The teams finished tied in rebounded (36) and turnovers (13)

-The game was tied at 2-2 before WSU rattled off a 22-2 run to take a 24-4 lead. The lead grew to 27-6 when Wampler made his second trey in as many trips before IUPUI began chipping away at the Raiders' advantage.

-D.J. McCall grabbed a career-high 16 boards, including becoming the 16th in IUPUI history to collect 500 career boards in the process. His 16 boards were the most by an IUPUI player since DavRon Williams grabbed 16 in a Summit League Tournament loss to Oral Roberts on Mar. 8, 2015.

-Nick Rogers played a season-high 25 minutes off the Jaguars' bench, hitting for 12 points (5-8 FG, 2-3 3's) and a career-high three steals.

-Justice tied his season-highs for field goal attempts (20) and three-point attempts (13) in a 7-of-20 shooting performance. It was Justice's 13th 20-point game of the season and 23rd straight game in double-figures.

## TURNAROUNDS

As of today, IUPUI is tied for the 29th largest improvement from last season (11-19) to this season (14-10). The Jaguars' 6.0 game improvement is the largest in the Horizon League, just ahead of Detroit Mercy's 5.0 game improvement from 9-24 to 8-15.

## HOMEBOYS

IUPUI is 9-3 at home this season and far more comfortable shooting the basketball inside the Indiana Farmers Coliseum than on the road.

As a team, IUPUI shoots 49 percent overall and 36 percent from three at home.

On the road, IUPUI shoots just 42 percent overall and 32 percent from deep.

Justice has the most dramatic individual split as he shoots 48 percent overall and 45 percent from beyond the arc at home and 42/31 from the floor/three on the road.

## MILESTONES

-Today marks the **150th game** of head coach Jason Gardner's IUPUI career.

-Senior Evan Hall became the 15th player in IUPUI history to grab **500 career rebounds** at UIC (Jan. 4). Fellow senior D.J. McCall followed in line as the 16th in school history to hit the number against Wright State (Feb. 3).

-Sophomore Jaylen Minnett hit his 100th career three in the win over Detroit Mercy (Jan. 26)

-The game at Green Bay was Evan Hall's **100th career game played**.

-Nick Rogers dished out the **100th assist** of his IUPUI career at Wright State.

-Elyjah Goss grabbed his **250th career rebound** at Milwaukee.

-Fifth-year senior D.J. McCall played his **2,500th career minute** at NKU.

## STREAKS

Justice has scored in double-digits in **23 straight games**.

Minnett has made a three in **27 straight games**, dating back to last season.

McCall has started **51 straight games**, dating back to last season.

## INDICATORS

As the season wears on, two trends have become indicators as to how IUPUI will fare.

1.) IUPUI is **12-0 this season** when shooting a higher percentage than their opponent. That number has been consistent under Gardner as IUPUI is 56-8 (.875) in his five seasons when shooting a higher percentage than their opponent.

2.) IUPUI is now **9-1 this season** when holding opponents to 70 points or less. In IUPUI wins, IUPUI holds foes to 40 percent and an average of 67.6 points per game. In IUPUI losses, foes are shooting better than 49 percent and scoring an average of 80 points per game.

## GLASS EATERS

IUPUI has been strong on the glass all year long, outrebounding foes by 4.2 rebounds per game to rank 61st in the country. However, the Jags have been particularly impressive on the glass in league play with a +5.6 margin in league games.

IUPUI has outrebounded its opponent by 10 or more boards **eight times this season**, including **five times in Horizon League play**.

## DO IT INSIDE

Bucking the national trend, IUPUI relies heavily on the interior for points this season. The Jags average 35 points per game in the paint and also rank among the nation's leaders in free throws made and attempted.

In league play, IUPUI is hitting just 6.5 treys per game while seven Horizon League teams hit 8-or-more 3's per game in league play.

## HEAVY HITTERS

IUPUI opened conference play with arguably the toughest opening schedule in Horizon League history, taking on the top three picks in the league's preseason polls, all on the road. The trio of Wright State, Northern Kentucky and UIC collected 39 of the 40 possible first-place votes and easily separated from the second tier of selections.

The Jaguars dropped the first two of the three-game stretch, losing at Northern Kentucky and Wright State, before rebounding to win at UIC last Friday (Jan. 4).

## HE GO, WE GO - JUSTICE NOTES

In this instance, 'he' being Camron Justice. IUPUI is 9-4 this season when Justice scores 20-or-better. Justice was the first IUPUI player to score 20-or-more in four straight games since Jan. 14-28, 2012 when Alex Young went for 27-27-26-22 in a four-game span. He comes into today's game having scored 20-or-more in three straight.

-The Kentucky-native has led IUPUI in scoring in 18 of 24 games after being held to just nine points in the season opener. In that game, he had just nine points before he was ejected midway through the first half for tripping an opponent, which was called a flagrant 1 foul.

## TURN BACK THE CLOCK

IUPUI got a skosh younger over the holiday break in terms of years of eligibility remaining. Grant Weatherford was awarded a clock extension from the NCAA in December, allowing him a sixth year in which to complete his four playing seasons - thus making him a sophomore eligibility-wise. IUPUI Associate AD for Compliance Laura Hue took the lead on applying for the successful waiver.

## CLASS ACTS

Nine Jaguars were named to the department's Academic Advisor's List for the fall semester for earning a 3.0 GPA or better - Daniel Alston, Elyjah Goss, Jack Hansen, Jamil Jackson, Trevor Johnson, Jakoby Kemp, Brandon Kenyon, D.J. McCall and Grant Weatherford. Hansen notched a perfect 4.0 GPA during the fall semester.

McCall and Weatherford were also named to the Horizon League's Academic Honor Roll.

## BEST START SINCE...

The Jags' 8-3 start was the program's best start in head coach Jason Gardner's five seasons and best start since the 2009-10 season. That squad finished 25-11 overall and earned a spot in the CBI that season. This marks the first time Gardner has had IUPUI above .500 beyond the fourth game of any of his five seasons.

## ROLLING ON DUBS

IUPUI has points-rebounds double-doubles from three different players this season as Elyjah Goss, Evan Hall and Ahmed Ismail have all pulled the trick. For perspective, IUPUI hasn't had three different players get double-doubles in a season since 2013-14 when four different players registered at least one (Marcellus Barksdale, Donovan Gibbs, Khufu Najee & Mitch Patton).

## BLOW OUT THE CANDLES

Head coach Jason Gardner celebrated his 38th birthday in style, collecting his 50th career head coaching win at Boston College on November 14. The win was the Jaguars' first over an ACC opponent since 2001 and first over a Power 5 school since winning at Seton Hall in 2009.

Gardner is third on the program's all-time wins list at 60, but is a far cry from the top two in program history. Current Georgia State head coach Ron Hunter (275) and IUPUI Hall of Famer Bob Lovell (195) own the top two spots in program history.

## SHARING THE WEALTH

IUPUI has had nine different players have hit for 10-or-more points at least once this season. Nick Rogers became the most recent player to tally double-digits, joining a group that includes Elyjah Goss, Evan Hall, Jack Hansen, Ahmed Ismail, Camron Justice, D.J. McCall, Jaylen Minnett and Grant Weatherford.

## HOT BENCH

A staple under head coach Jason Gardner has been his teams' bench scoring as the IUPUI leader likes to play 9-10 players and use his bench frequently. Gardner's teams have matched or outscored the opposition's bench in 112 of 149 games (75.2 percent), including 20 of 24 games this season. All total, the IUPUI bench is averaging 27 points per game this season and outscoring opponents' benches by eight points per game. The Jags' bench scored a season-high 66 points in the win over IU Northwest.

## 700 DAYS

IUPUI junior guard Camron Justice was 700 days removed from his last competitive basketball game when the Jags took the floor against Xavier. Justice played just more than a season at Vanderbilt before joining the IUPUI program prior to last fall and sitting the full season as a transfer. Prior to Xavier, Justice last played in a game on Dec. 6, 2016 when the Commodores defeated High Point.

Justice and Evan Hall were high school teammates at Knott County Central (Ky.) High School, helping the Patriots to four straight state tournament appearances. Justice finished his high school career with 3,588 points and 393 treys before being named the 2015 Kentucky Mr. Basketball.

## POWER PLAYERS

Three members of the IUPUI roster have spent time at Power 5 universities prior to joining the IUPUI program. Camron Justice played two seasons at Vanderbilt prior to joining the Jaguars last season to sit out his year in residency. Grant Weatherford redshirted the 2015-16 as a true freshman at Purdue University before later attending Midland (Texas) College before coming to IUPUI. Sophomore Jakoby Kemp redshirted the 2016-17 season at Mizzou for Kim Anderson before transferring to Salt Lake Community College last season and joining the Jaguars this offseason.

## BRAND NEW BENCH

With the abrupt departure of longtime Associate Head Coach Matt Crenshaw to Ball State in October, the Jaguars have nearly an entirely new bench this season. Matt

## NEWS, NOTES & STORYLINES (CONT.)

Bringman enters his second season on the IUPUI sidelines while Matt Dunn joined the program from Northern Arizona in August. Former Anderson University player Isaac Loechle (pronounced LOCK-lee) joined the IUPUI program as Director of Operations in July after Senior Advisor Andy Fagan opted to leave the coaching ranks immediately after last season. Most recently, Byron Rimm II, who spent 10 years as head coach at Prairie View A&M, joined the staff as associate head coach.

### NEW LOOK

Not only does IUPUI have a new look on the bench this season, the Jaguars also have a new apparel provider this season, having switched from Nike to adidas this summer. IUPUI will have three different uniform combinations - red on white at home, white on red on the road and an alternate red on black for road games as well.

### LOOKING AHEAD

As he likes to do, Gardner has two Division I transfers waiting in the wings for next season in juniors Jamil Jackson (Southern Utah) and Marcus Burk (Campbell). Jackson, a native of Minneapolis, was limited to five games last season at Southern Utah, totaling 14 points and two boards. The year prior, he was an NJCAA honorable mention All-American at Williston State where he averaged 16.3 points and 6.4 rebounds per game.

Burk, an Indianapolis-native and graduate of Franklin Central, comes home after two successful seasons at Campbell University. The 6-foot-3 sharpshooter averaged 14.8 points per game last season while hitting 91-of-226 (40.3 percent) from three-point range. In two years at Campbell, Burk averaged 11.2 points per game and hit 158 treys at a 40.2 percent clip. As a senior at Franklin Central, he averaged 25.3 points, 5.7 rebounds and 2.7 assists per game.

Both will have two years of eligibility remaining, beginning next season.

### NEW TOURNEY FORMAT

The Horizon League Tournament will take on a new format this season as only the top eight teams will make the postseason instead of the 10-team all comers event.

The quarterfinals round will be played on Mar. 5-6 on campus sites with the top four seeds getting to host games. From there, the semifinals and championship game will be played at Little Caesars Arena in Detroit, Mich., on Mar. 11-12.

### PRODUCING PROS

This past offseason, Gardner saw three of his former players ink their first professional contracts at Aaron Brennan inked a deal with the Walter Tigers in Germany and Kellon Thomas followed suit, signing with the EVL Baskets Limburg in Germany. Maurice Kirby inked a deal with Club Sayago in Uruguay.

IUPUI has eight individuals playing professionally at this point, keyed by George Hill, who enters his 11th season in the NBA and second season with the Cleveland Cavaliers. He's started all six games to start this season and is averaging 12.3 points and 2.3 assists per game.

In addition, Darell Combs, Robert Glenn and Alex Young are all thriving overseas.

### AT THE HORN

Winning games at the horn has been a staple of head coach Jason Gardner's squads. Since Gardner took over, IUPUI has won five games in the closing seconds, including three as time expired:

P.J. Boutte - 15' floater at the horn vs. Ball State (71-69 / Nov. 22, 2014)  
Marcellus Barksdale - layup at the horn at IPFW (84-82 / Jan. 23, 2016)  
Jordan Pickett - wing 3 with :02 vs. NDSU (73-72 / Jan. 31, 2016)  
Darell Combs - wing J with :01.5 vs. SDSU (85-83 / Jan. 18, 2017)  
Evan Hall - layup at the horn vs. Milwaukee (72-71 / Jan. 10, 2018)

### IUPUI AT 50

IUPUI is currently amidst a 50th anniversary year with the official 50th anniversary landing on Jan. 24, 2019.

Founded in 1969, IUPUI is an urban campus in Indianapolis, the 15th largest city in the United States, with a population of 2 million in the metro area. The campus is just west of downtown, within walking distance of the state capitol and other governmental offices and the site of numerous nationally renowned businesses and art, sports, education, and health facilities.

In 1968, Dr. Maynard K. Hine, dean of the IU School of Dentistry began working with then Indianapolis Mayor Richard Lugar, IU President Joseph L. Sutton, Purdue President Frederick L. Hovde, and other forward-thinking community leaders to establish IUPUI in 1969 through the merger of the Indianapolis extension programs of both IU and Purdue. Some schools, however, were established before the merger, including the IU School of Medicine, IU School of Dentistry, IU Robert H. McKinney School of Law, IU School of Liberal Arts, and IU Herron School of Art.



### HUNTER TO THE HALL

Longtime IUPUI head coach Ron Hunter was announced as part of the Jaguars' Hall of Fame Class of 2019 on Thursday, Nov. 29 and was officially inducted on February 2. He's joined in this year's class by Elizabeth (Bourgeois) Schaller (swimming) & Kristi (O'Brien) Mosier (golf).

Hunter guided the IUPUI basketball program from 1994-2011 and is the program's all-time leader in wins (275), winning percentage (.557), games coached (494), winning seasons (11) and 20-win seasons (4). He guided IUPUI to its only ever NCAA Division I NCAA Tournament appearance in 2003. Led by future NBAer George Hill, his 2007-08 team won a school record 26 games and two years later, his team went 25-11 and collected the program's first-ever Division I postseason win. He was a two-time league Coach of the Year and clearly elevated the program during his tenure.

He earned national acclaim for his work with Samaritan's Feet as the first in the country to coach a game in his bare feet in January 2008 to raise awareness for those in need. He later personally delivered shoes to individuals in Peru and Costa Rica. He collected numerous honors for his philanthropic work including being named a 2008 ABC News Person of the Year, the 2010 Indiana Pathfinder Award recipient and an NABC Guardians of the Game Pillar Award for Service.

## UNIVERSITY QUICK FACTS

<b>Location</b> .....	Indianapolis, Ind.
<b>Founded</b> .....	1969
<b>Nickname</b> .....	Jaguars
<b>Colors</b> .....	Red, gold & black
<b>Enrollment</b> .....	30,690
<b>Affiliation</b> .....	NCAA Division I
<b>Conference</b> .....	The Horizon League
<b>Home Facility (Cap.)</b> .....	Indiana Farmers Coliseum (6,800)
<b>Chancellor</b> .....	Dr. Nasser Paydar
<b>Athletics Director</b> .....	Dr. Roderick Perry
<b>Website</b> .....	www.IUPUIJags.com
<b>Twitter</b> .....	@IUPUIJaguars
<b>Athletics Phone</b> .....	(317) 278-5247
<b>Mailing Address</b> .....	1000 Waterway Blvd. Indianapolis, IN 46202

## BASKETBALL HISTORY

<b>First Yr. of basketball</b> .....	1972
<b>Seasons of basketball</b> .....	47th
<b>Seasons of Division I basketball</b> .....	21st
<b>Division I (1998-pres.) Record</b> .....	259-285 (.476)
<b>NCAA Appearances</b> .....	1
<b>Last NCAA Appearance</b> .....	2003
<b>Last Postseason Appearance</b> .....	2010 (CBI - Second Round)

## UNIVERSITY NOTES

### ABOUT THE UNIVERSITY

IUPUI is a public research university located in downtown Indianapolis that is the result of a merger of the Purdue Indianapolis Extension Center (1946) and Indiana University Indianapolis (1916). The merger was completed in 1969 and athletics began in 1972.

The university offers more than 200 degree programs and boasts an enrollment over 30,000 (22,000 undergrad and 8,000 postgrad). The university also boasts an endowment of more than \$850 million.

The university is ranked among the Top 200 "National Universities" and ranked 7th for "Up and Coming Schools." U.S. News has ranked IUPUI among the nation's elite for 13 straight years.

All total, the campus covers 509 acres and is located along Indy's Cultural Trail.

IUPUI includes the nation's largest nursing school, the second largest medical school in the country, the only dental school in the state, and the country's oldest school of physical education. IUPUI is among the top 20 campuses in the nation for graduate professional degrees conferred

### ATHLETIC PROWESS

IUPUI was a primary beneficiary of the 1987 Pan-American Games in Indianapolis and continues to boast some world renowned facilities.

The IU Natatorium is located on the IUPUI campus and is among the best swimming & diving facilities in the world. It has hosted the U.S. Olympic Team Trials four different times and 12 NCAA National Championship meets. In addition, the 2017 World Juniors were held at IUPUI and 16 world records have been set in the Natatorium water.

Adjacent west is the Michael A. Carroll Track & Soccer Stadium which has hosted several USA Outdoor Track & Field Championships and NCAA Championships, along with the 1988 US Olympic Trials. Florence Griffith-Joyner set the 100m world record of 10.49 on the track.

In basketball circles, IUPUI is best known as the long-time host of the Nike All-American Camp, which was held on campus for two decades. The nation's top prep players and coaches from every level converged on campus for two weeks each summer in what was considered the elite college recruiting event of the year. Alum included LeBron James, Chris Webber, Allen Iverson, Kevin Garnett, Jason Kidd and Paul Pierce, among many others.

### GEORGE HILL

IUPUI's best known basketball alum is current NBAer George Hill, who is in his 11th year in the league this season. Hill was originally drafted by the San Antonio Spurs (1st rd., 26th overall) in 2008.

He's played for the Spurs (2008-11), Indiana Pacers (2011-16), Utah Jazz (2016-17), Sacramento Kings (2017-18), Cleveland Cavaliers (2018) and Milwaukee Bucks (2018-pres.). He's played in nearly 700 regular season games, making well over 400 career starts and averaging 11.6 points per game in his NBA career.

Entering this season, he's played in 102 career playoff games, starting 90 times and averaging 12.4 points per game.



# 2018-2019 MISCELLANEOUS STATISTICS

## IUPUI'S RECORD WHEN...

	'18-19 Overall	'18-19 Horizon	Under Gardner
Home:	9-3	4-2	39-21
Away:	3-7	2-3	20-61
Neutral:	2-0	0-0	3-5
Overtime:	0-0	0-0	5-6
Lead @ Halftime:	11-2	5-0	46-14
Trail @ Halftime:	3-8	1-5	12-69
Tied @ Halftime:	0-0	0-0	4-4
Leading w/ 5:00 left:	13-2	5-1	53-8
Trailing w/ 5:00 left:	1-8	1-4	4-75
Tied w/ 5:00 left:	0-0	0-0	5-4
Shooting 50% or better:	7-1	3-0	29-4
Shooting 40-50%:	5-5	2-4	29-40
Shooting less than 40%:	2-4	1-1	4-43
Shooting better % than opp.	12-0	5-0	56-8
Shooting worse % than opp.	2-10	1-5	6-79
Scoring less than 60:	0-1	0-1	3-29
Score 60-69 pts:	2-2	1-1	10-29
Score 70-79 pts:	4-7	2-3	22-22
Score 80-89 pts:	5-0	2-0	21-7
Score 90+ pts:	3-0	1-0	6-0
Opp. scores less than 60:	1-0	0-0	11-5
Opp. scores 60-69 pts:	8-1	3-1	26-16
Opp. scores 70-79 pts:	5-4	3-2	17-32
Opp. scores 80-89 pts:	0-4	0-1	8-23
Opp. scores 90+ pts:	0-1	0-1	0-11
Commit less TO than opp.	6-5	2-2	29-36
Commit more TO than opp.	8-3	4-1	30-46
Commit same TO as opp.	0-2	0-2	3-5
Outrebound opponent:	13-2	6-1	43-26
Outrebounded:	1-7	0-3	17-57
Rebounding is equal:	0-1	0-1	2-4
Bench outscores opp.:	11-6	4-4	53-50
Bench is outscored:	0-3	1-1	7-31
Bench scoring is equal:	2-1	1-0	2-7
Hit more FT than opp.:	11-3	5-1	40-17
Hit less FT than opp.:	3-7	1-4	21-67
Hit same FT as opp.:	0-0	0-0	1-3
Hit more 3's than opp.:	6-2	3-0	28-30
Hit less 3's than opp.:	5-5	3-4	25-43
Hit same 3's as opp.:	3-3	0-1	9-14
Decided by 5 pts or less:	2-2	2-1	23-21
Decided by 6-10 points:	4-6	2-3	12-28
Decided by 10+ points:	8-2	2-1	29-38
In home whites:	9-3	4-2	40-21
In road blacks:	1-5	0-2	5-28
In road reds:	4-2	2-1	17-38
7 in double-digits:	0-0	0-0	1-0
6 in double-digits:	1-0	1-0	2-0
5 in double-digits:	2-1	1-1	7-4
4 in double-digits:	3-2	2-1	18-10
3 in double-digits:	5-4	1-2	18-28
2 in double-digits:	3-3	1-1	14-37
1 in double-digits:	0-0	0-0	2-6
0 in double-digits:	0-0	0-0	0-2
On Mondays:	0-0	0-0	3-8
On Tuesdays:	0-2	0-0	3-12
On Wednesdays:	3-0	0-0	10-9
On Thursdays:	4-0	3-0	8-12
On Fridays:	3-3	2-1	11-9
On Saturdays:	4-3	1-2	23-28
On Sundays:	0-2	0-2	4-10
In November:	5-2	0-0	13-19
In December:	3-5	0-2	13-27
In January:	5-2	5-2	22-18
In February:	1-1	1-1	13-19
In March:	0-0	0-0	1-4

TIMES LED						GAMES WITH						TOTAL		
Player	Pts.	Reb.	Ast.	Stl.	Blk.	10+ Pts.	20+ Pts.	10+ Reb.	3+ Ast.	3+ Blk.	3+ Stl.	3+ 3's	Dunks	Dbl-Dbls
0-Minnett	3/6	0/0	6/8	6/7	0/1	14/21	2/2	0/0	8/9	0/0	2/2	7/13	0/0	0/0
2-Kemp	0/0	0/0	0/0	0/0	0/0	0/0	0/0	0/0	0/0	0/0	0/0	0/0	1/1	0/0
4-Hansen	0/0	0/0	1/1	0/0	1/1	2/2	0/0	0/0	0/0	0/0	0/0	0/0	0/0	0/0
5-Justice	18/18	0/0	10/10	8/8	0/0	23/23	13/13	0/0	13/13	0/0	4/4	13/13	0/0	0/0
10-Rogers	0/0	0/0	3/18	4/6	0/1	4/7	0/0	0/0	8/23	0/0	1/1	1/2	1/3	0/0
11-Kenyon	0/0	0/0	0/0	0/0	0/0	0/0	0/0	0/0	0/0	0/0	0/0	0/0	2/2	0/0
15-Ismael	0/0	2/2	1/1	0/0	5/5	7/7	0/0	1/1	2/2	0/0	0/0	0/0	3/3	1/1
22-McCall	3/9	7/21	6/21	5/29	2/11	7/20	0/2	2/5	7/24	0/0	4/11	0/3	21/43	0/0
23-Weatherford	0/0	1/1	9/9	9/9	0/0	5/5	1/1	0/0	13/13	0/0	3/3	0/0	0/0	0/0
24-Hall	0/3	5/30	4/5	3/12	12/41	11/35	0/2	3/12	5/8	3/7	2/3	0/0	13/24	3/8
25-Johnson	0/0	1/1	0/0	0/0	0/0	0/0	0/0	0/0	1/1	0/0	0/0	0/0	0/0	0/0
32-Goss	1/1	13/16	1/2	4/7	11/15	7/8	0/0	7/8	1/2	1/2	0/0	0/0	23/37	3/3
55-Alston	0/0	0/0	0/0	0/0	0/0	0/0	0/0	0/0	0/0	0/0	0/0	0/0	0/0	0/0

totals listed by season/career

## SPECIALTY STATS (IUPUI/OPP)

PP = Points in the Paint; POT = Points off Turnover; 2nd = 2nd Chance Points; BP = Bench Points

Opponent	Result	PP	POT	2nd	BP	Lead	Largest	Largest	Lead	Deficit	Changes	Ties
#Central State	W, 86-52	30/10	19/8	10/1	46/21	39	---	0	0	0	0	0
at Xavier	L, 69-82	16/36	10/19	4/11	41/14	2	18	2	2	2	2	2
Eastern Illinois	W, 71-65	22/24	11/12	11/11	20/10	14	2	4	4	4	4	4
at Boston College	W, 76-69	26/20	22/13	12/8	16/8	7	14	6	5	6	5	5
at Richmond	L, 70-78	38/38	18/18	7/2	18/0	13	14	3	1	3	1	1
vs. St. Francis (NY)	W, 68-48	40/24	21/10	8/2	19/18	21	---	0	0	0	0	0
vs. Grambling St.	W, 80-69	32/28	24/15	12/9	31/29	23	3	6	2	6	2	2
Bradley	W, 85-73	36/26	6/21	5/6	24/28	15	1	4	2	4	2	2
Ball State	L, 75-85	36/36	23/24	12/14	24/24	3	12	9	2	9	2	2
IU Kokomo	W, 95-64	44/30	18/10	17/9	46/36	34	3	4	6	4	6	6
IU Northwest	W, 116-79	56/28	19/14	8/11	66/11	37	---	0	0	0	0	0
Western Illinois	W, 82-68	32/28	18/9	8/10	24/14	14	9	9	9	9	9	9
at Purdue Fort Wayne	L, 77-87	30/34	17/12	6/9	23/23	10	13	1	0	13	1	0
at Morehead State	L, 70-74	34/32	20/10	10/14	22/16	6	15	8	3	15	8	3
at Northern Ky.	L, 77-92	42/34	26/14	9/15	41/24	2	22	1	1	22	1	1
at Wright State	L, 64-72	36/36	8/20	11/2	23/26	4	13	1	2	13	1	2
at UIC	W, 66-64	20/18	9/16	8/3	15/11	11	4	4	4	4	4	4
Cleveland St.	W, 90-74	50/36	13/30	14/11	35/41	24	3	4	2	3	4	2
Youngstown St.	L, 76-82	42/38	18/11	15/12	26/29	5	13	7	8	13	7	8
at Green Bay	W, 76-70	38/32	20/23	9/6	16/16	8	8	5	2	8	5	2
at Milwaukee	L, 57-64	24/16	11/16	11/8	18/12	3	11	2	2	11	2	2
Oakland	W, 73-71	40/30	16/26	20/14	20/4	12	6	7	9	6	7	9
Detroit Mercy	W, 80-65	30/28	18/9	5/0	34/18	23	4	5	4	4	5	4
Northern Ky.	W, 83-77	40/40	20/16	9/9	26/13	10	13	1	4	13	1	4
Wright State	L, 74-79	30/32	13/14	13/7	29/26	3	21	6	4	21	6	4
UIC												
at Youngstown St.												
at Cleveland St.												
Milwaukee												
Green Bay												
at Detroit Mercy												
at Oakland												
HL Quarters												
HL Semis												
HL Championship												
Season Highs		56/40	26/30	20/15	66/41	34	22	9	9	22	9	9
Season Lows		16/16	6/9	4/0	15/0	-	-	-	-	-	-	-
Totals		834/724	399/382	244/203	657/451	-	-	99	78	-	-	-
Averages		34.8/30.2	16.6/15.9	10.2/8.5	27.4/18.8	-	-	4.1	3.3	-	-	-

## WIN/LOSS MARGINS

Wins	2	3	1	4	2	2								
Margin	1	2	3	4	5	6	7	8	9	10	11-15	16-20	21-29	30+
Losses				1	1	1	1	2		2	2			

# 2018-2019 IUPUI STATISTICS

## IUPUI Basketball IUPUI Combined Team Statistics (as of Feb 03, 2019) All games



RECORD:	OVERALL	HOME	AWAY	NEUTRAL
ALL GAMES	14-10	9-3	3-7	2-0
CONFERENCE	6-5	4-2	2-3	0-0
NON-CONFERENCE	8-5	5-1	1-4	2-0

#	Player	gp-gs	min	avg	Total		3-Point		F-Throw		Rebounds				pf	dq	a	to	blk	stl	pts	avg
					fg-fga	fg%	3fg-fga	3fg%	ft-fa	ft%	off	def	tot	avg								
05	JUSTICE, Camron	24-24	760	31.7	150-335	.448	68-181	.376	110-129	.853	8	65	73	3.0	51	2	70	61	0	29	478	19.9
00	MINNETT, Jaylen	24-0	550	22.9	92-254	.362	54-168	.321	33-38	.868	5	39	44	1.8	38	0	42	39	0	21	271	11.3
24	HALL, Evan	23-23	534	23.2	100-193	.518	0-0	.000	20-63	.317	50	80	130	5.7	62	2	34	45	29	15	220	9.6
22	McCALL, D.J.	24-24	676	28.2	65-150	.433	5-20	.250	42-59	.712	49	93	142	5.9	49	1	54	48	6	31	177	7.4
32	GOSS, Elyjah	24-24	592	24.7	65-126	.516	6-21	.286	38-54	.704	47	114	161	6.7	44	0	20	25	21	18	174	7.3
15	ISMAIL, Ahmed	24-1	364	15.2	58-98	.592	2-3	.667	42-63	.667	41	65	106	4.4	68	4	15	34	12	3	160	6.7
23	WEATHERFORD, Gra	24-24	612	25.5	47-94	.500	5-13	.385	42-56	.750	20	50	70	2.9	67	3	64	37	2	31	141	5.9
10	ROGERS, Nick	24-0	382	15.9	38-81	.469	18-48	.375	25-37	.676	7	23	30	1.3	27	0	35	28	0	15	119	5.0
02	KEMP, Jakoby	4-0	18	4.5	5-5	1.000	0-0	.000	5-6	.833	1	3	4	1.0	1	0	1	2	1	1	15	3.8
04	HANSEN, Jack	24-0	237	9.9	22-68	.324	10-35	.286	19-21	.905	10	30	40	1.7	27	0	11	10	3	4	73	3.0
11	KENYON, Brandon	7-0	42	6.0	6-16	.375	0-4	.000	6-9	.667	2	6	8	1.1	6	1	1	1	2	2	18	2.6
55	ALSTON, Daniel	4-0	8	2.0	1-2	.500	0-1	.000	0-0	.000	0	1	1	0.3	0	0	0	2	0	0	2	0.5
25	JOHNSON, Trevor	6-0	26	4.3	1-5	.200	0-2	.000	0-0	.000	0	7	7	1.2	2	0	4	3	1	0	2	0.3
Team											42	37	79				10					
Total.....		24	4801		650-1427	.456	168-496	.339	382-535	.714	282	613	895	37.3	442	13	351	345	77	170	1850	77.1
Opponents.....		24	4801		614-1392	.441	187-542	.345	336-471	.713	220	571	791	33.0	463	13	310	349	98	171	1751	73.0

TEAM STATISTICS	IUPUI	OPP
SCORING	1850	1751
Points per game	77.1	73.0
Scoring margin	+4.1	-
FIELD GOALS-ATT	650-1427	614-1392
Field goal pct	.456	.441
3 POINT FG-ATT	168-496	187-542
3-point FG pct	.339	.345
3-pt FG made per game	7.0	7.8
FREE THROWS-ATT	382-535	336-471
Free throw pct	.714	.713
F-Throws made per game	15.9	14.0
REBOUNDS	895	791
Rebounds per game	37.3	33.0
Rebounding margin	+4.3	-
ASSISTS	351	310
Assists per game	14.6	12.9
TURNOVERS	345	349
Turnovers per game	14.4	14.5
Turnover margin	+0.2	-
Assist/turnover ratio	1.0	0.9
STEALS	170	171
Steals per game	7.1	7.1
BLOCKS	77	98
Blocks per game	3.2	4.1
ATTENDANCE	16206	38329
Home games-Avg/Game	12-1350	10-3678
Neutral site-Avg/Game	-	2-772

Date	Opponent	Score	Att.
11/06/18	at Xavier	L 69-82	10224
11/10/18	EASTERN ILL.	w 71-65	1350
\$ 11/14/18	at Boston College	w 76-69	3244
\$ 11/16/18	at Richmond	L 70-78	5015
& 11/23/18	vs St. Francis Brooklyn	w 68-48	910
& 11/24/18	vs Grambling State	w 80-69	635
11/28/18	BRADLEY	w 85-73	1383
12/01/18	BALL ST.	L 75-85	2150
12/06/18	IND.-KOKOMO	w 95-64	1287
12/12/18	IND.-NORTHWEST	w 116-79	927
12/15/18	WESTERN ILL.	w 82-68	980
12/18/18	at Purdue Fort Wayne	L 77-87	1984
12/21/18	at Morehead State	L 70-74	2874
* 12/28/18	at Northern Ky.	L 77-92	3303
* 12/30/18	at Wright State	L 64-72	3795
* 01/04/19	at UIC	w 66-64	2077
* 01/10/19	CLEVELAND ST.	w 90-74	1191
* 01/12/19	YOUNGSTOWN ST.	L 76-82	890
* 01/17/19	at Green Bay	w 76-70	2655
* 01/19/19	at Milwaukee	L 57-64	1613
* 01/24/19	OAKLAND	w 73-71	2285
* 01/26/19	DETROIT MERCY	w 80-65	1482
* 02/01/19	NORTHERN KY.	w 83-77	1169
* 02/03/19	WRIGHT ST.	L 74-79	1112

\$ = Fort Myers Tip-Off (campus sites)

& - Fort Myers Tip-Off (Niagara, N.Y.)

\* = Horizon League game

Score by Periods	1st	2nd	Totals
IUPUI	872	978	1850
Opponents	834	917	1751



# 2018-2019 IUPUI HORIZON LEAGUE ONLY STATISTICS

## IUPUI Basketball IUPUI Combined Team Statistics (as of Feb 03, 2019) Conference games only



RECORD:	OVERALL	HOME	AWAY	NEUTRAL
ALL GAMES	6-5	4-2	2-3	0-0
CONFERENCE	6-5	4-2	2-3	0-0
NON-CONFERENCE	0-0	0-0	0-0	0-0

#	Player	gp-gs	min	avg	Total		3-Point		F-Throw		Rebounds				pf	dq	a	to	blk	stl	pts	avg
					fg-fga	fg%	3fg-fga	3fg%	ft-fa	ft%	off	def	tot	avg								
05	JUSTICE, Camron	11-11	365	33.2	65-150	.433	32-82	.390	43-53	.811	4	34	38	3.5	22	0	37	35	0	16	205	18.6
00	MINNETT, Jaylen	11-0	254	23.1	40-115	.348	25-78	.321	20-23	.870	1	19	20	1.8	19	0	20	21	0	9	125	11.4
24	HALL, Evan	11-11	278	25.3	51-92	.554	0-0	.000	8-21	.381	21	44	65	5.9	27	1	21	17	14	7	110	10.0
22	McCALL, D.J.	11-11	318	28.9	36-80	.450	3-11	.273	29-37	.784	25	50	75	6.8	24	1	21	24	3	15	104	9.5
15	ISMAIL, Ahmed	11-0	164	14.9	29-47	.617	1-2	.500	11-18	.611	25	18	43	3.9	28	2	7	11	5	2	70	6.4
32	GOSS, Elyjah	11-11	270	24.5	25-53	.472	1-7	.143	18-25	.720	22	47	69	6.3	24	0	9	16	10	9	69	6.3
10	ROGERS, Nick	11-0	195	17.7	20-45	.444	7-23	.304	14-21	.667	6	10	16	1.5	15	0	17	13	0	11	61	5.5
23	WEATHERFORD, Gra	11-11	273	24.8	16-37	.432	2-6	.333	11-15	.733	11	19	30	2.7	32	2	27	21	1	16	45	4.1
04	HANSEN, Jack	11-0	78	7.1	8-25	.320	1-9	.111	10-11	.909	3	8	11	1.0	5	0	3	2	0	2	27	2.5
11	KENYON, Brandon	1-0	1	1.0	0-1	.000	0-1	.000	0-0	.000	0	0	0	0.0	0	0	0	0	0	0	0	0.0
02	KEMP, Jakoby	1-0	1	1.0	0-0	.000	0-0	.000	0-0	.000	0	0	0	0.0	0	0	0	0	0	0	0	0.0
55	ALSTON, Daniel	1-0	1	1.0	0-0	.000	0-0	.000	0-0	.000	0	1	1	1.0	0	0	0	1	0	0	0	0.0
25	JOHNSON, Trevor	2-0	3	1.5	0-1	.000	0-0	.000	0-0	.000	0	0	0	0.0	0	0	0	1	0	0	0	0.0
Team											22	15	37					7				
Total.....		11	2201		290-646	.449	72-219	.329	164-224	.732	140	265	405	36.8	196	6	162	169	33	87	816	74.2
Opponents.....		11	2201		283-629	.450	95-261	.364	149-198	.753	96	247	343	31.2	205	4	159	159	46	89	810	73.6

TEAM STATISTICS	IUPUI	OPP
SCORING	816	810
Points per game	74.2	73.6
Scoring margin	+0.5	-
FIELD GOALS-ATT	290-646	283-629
Field goal pct	.449	.450
3 POINT FG-ATT	72-219	95-261
3-point FG pct	.329	.364
3-pt FG made per game	6.5	8.6
FREE THROWS-ATT	164-224	149-198
Free throw pct	.732	.753
F-Throws made per game	14.9	13.5
REBOUNDS	405	343
Rebounds per game	36.8	31.2
Rebounding margin	+5.6	-
ASSISTS	162	159
Assists per game	14.7	14.5
TURNOVERS	169	159
Turnovers per game	15.4	14.5
Turnover margin	-0.9	-
Assist/turnover ratio	1.0	1.0
STEALS	87	89
Steals per game	7.9	8.1
BLOCKS	33	46
Blocks per game	3.0	4.2
ATTENDANCE	8129	13443
Home games-Avg/Game	6-1355	5-2689
Neutral site-Avg/Game	-	0-0

Date	Opponent		Score	Att.
* 12/28/18	at Northern Ky.	L	77-92	3303
* 12/30/18	at Wright State	L	64-72	3795
* 01/04/19	at UIC	W	66-64	2077
* 01/10/19	CLEVELAND ST.	W	90-74	1191
* 01/12/19	YOUNGSTOWN ST.	L	76-82	890
* 01/17/19	at Green Bay	W	76-70	2655
* 01/19/19	at Milwaukee	L	57-64	1613
* 01/24/19	OAKLAND	W	73-71	2285
* 01/26/19	DETROIT MERCY	W	80-65	1482
* 02/01/19	NORTHERN KY.	W	83-77	1169
* 02/03/19	WRIGHT ST.	L	74-79	1112

\$ = Fort Myers Tip-Off (campus sites)

& - Fort Myers Tip-Off (Niagara, N.Y.)

\* = Horizon League game

### SIGNING DAY

IUPUI inked three during the early signing period as all three will be true freshmen ,beginning next season.

#### Mike DePersia (Cherry Hill, N.J./Haddonfield HS)

-5-foot-10 guard helped Haddonfield to a New Jersey Group 2 state championship as a junior. Averaged better than 13 points per game as a junior and has amassed more than 1,000 points in his high school career.

#### Calvin Temple (Olive Branch, Miss./Center Hill HS)

-6-foot-1 guard averaged 13.1 points and shot 46 percent from three as a junior at Aspire (Ky.) Academy. This season, he's helped Center Hill (Miss.) High School to a 4-0 start while averaging 22.5 points, 5.0 rebounds and 6.0 assists per game. He was named to the Clarion Ledger's Dandy Dozen before the season, touting the top 12 players from the state of Mississippi.

#### Taeivon White (Prosper, Texas/Prosper HS/Pro Holmes Sports Academy)

-6-foot-7 forward averaged 6.5 points and 7.0 rebounds per game as a senior at Prosper (Texas) High School, earning first team all-district honors. He now attends Pro Holmes Sports (Fla.) Academy as a postgraduate prep.

Score by Periods	1st	2nd	Totals
IUPUI	361	455	816
Opponents	365	445	810



# 2018-2019 STATISTICAL SPLITS

## Wins (14 total)

#	Player	gp-gs	min	avg	Total		3-Point		F-Throw		Rebounds				pf	dq	a	to	blk	stl	pts	avg
					fg-fga	fg%	3fg-fga	3fg%	ft-fa	ft%	off	def	tot	avg								
05	JUSTICE, Camron	14-14	445	31.8	90-188	.479	45-103	.437	76-85	.894	5	42	47	3.4	21	0	48	34	0	17	301	21.5
00	MINNETT, Jaylen	14-0	304	21.7	53-129	.411	30-86	.349	21-24	.875	1	29	30	2.1	21	0	21	21	0	12	157	11.2
24	HALL, Evan	14-14	338	24.1	66-122	.541	0-0	.000	12-43	.279	33	57	90	6.4	38	1	22	28	17	7	144	10.3
32	GOSS, Elyjah	14-14	365	26.1	47-86	.547	5-15	.333	25-32	.781	31	74	105	7.5	31	0	13	17	12	11	124	8.9
22	McCALL, D.J.	14-14	390	27.9	40-84	.476	4-13	.308	32-42	.762	30	50	80	5.7	26	0	36	36	2	17	116	8.3
15	ISMAIL, Ahmed	14-0	200	14.3	39-61	.639	2-2	1.000	24-37	.649	26	39	65	4.6	41	2	12	16	10	3	104	7.4
23	WEATHERFORD, Gra	14-14	324	23.1	21-40	.525	2-5	.400	20-26	.769	7	25	32	2.3	35	2	45	24	1	19	64	4.6
10	ROGERS, Nick	14-0	226	16.1	17-44	.386	10-29	.345	19-30	.633	2	17	19	1.4	13	0	20	18	0	9	63	4.5
02	KEMP, Jakoby	4-0	18	4.5	5-5	1.000	0-0	.000	5-6	.833	1	3	4	1.0	1	0	1	2	1	1	15	3.8
04	HANSEN, Jack	14-0	132	9.4	13-39	.333	4-17	.235	8-8	1.000	3	19	22	1.6	11	0	6	7	1	0	38	2.7
11	KENYON, Brandon	6-0	26	4.3	4-11	.364	0-3	.000	3-6	.500	2	5	7	1.2	1	0	1	0	2	2	11	1.8
55	ALSTON, Daniel	4-0	8	2.0	1-2	.500	0-1	.000	0-0	.000	0	1	1	0.3	0	0	0	2	0	0	2	0.5
25	JOHNSON, Trevor	4-0	24	6.0	1-5	.200	0-2	.000	0-0	.000	0	7	7	1.8	2	0	4	3	1	0	2	0.5
Team											21	24	45					7				
Total.....		14	2800		397-816	.487	102-276	.370	245-339	.723	162	392	554	39.6	241	5	229	215	47	98	1141	81.5
Opponents.....		14	2800		341-832	.410	108-331	.326	166-246	.675	132	302	434	31.0	286	10	159	208	49	105	956	68.3

## Losses (10 total)

#	Player	gp-gs	min	avg	Total		3-Point		F-Throw		Rebounds				pf	dq	a	to	blk	stl	pts	avg
					fg-fga	fg%	3fg-fga	3fg%	ft-fa	ft%	off	def	tot	avg								
05	JUSTICE, Camron	10-10	315	31.5	60-147	.408	23-78	.295	34-44	.773	3	23	26	2.6	30	2	22	27	0	12	177	17.7
00	MINNETT, Jaylen	10-0	246	24.6	39-125	.312	24-82	.293	12-14	.857	4	10	14	1.4	17	0	21	18	0	9	114	11.4
24	HALL, Evan	9-9	196	21.8	34-71	.479	0-0	.000	8-20	.400	17	23	40	4.4	24	1	12	17	12	8	76	8.4
23	WEATHERFORD, Gra	10-10	288	28.8	26-54	.481	3-8	.375	22-30	.733	13	25	38	3.8	32	1	19	13	1	12	77	7.7
11	KENYON, Brandon	1-0	16	16.0	2-5	.400	0-1	.000	3-3	1.000	0	1	1	1.0	5	1	0	1	0	0	7	7.0
22	McCALL, D.J.	10-10	286	28.6	25-66	.379	1-7	.143	10-17	.588	19	43	62	6.2	23	1	18	12	4	14	61	6.1
15	ISMAIL, Ahmed	10-1	164	16.4	19-37	.514	0-1	.000	18-26	.692	15	26	41	4.1	27	2	3	18	2	0	56	5.6
10	ROGERS, Nick	10-0	156	15.6	21-37	.568	8-19	.421	6-7	.857	5	6	11	1.1	14	0	15	10	0	6	56	5.6
32	GOSS, Elyjah	10-10	227	22.7	18-40	.450	1-6	.167	13-22	.591	16	40	56	5.6	13	0	7	8	9	7	50	5.0
04	HANSEN, Jack	10-0	105	10.5	9-29	.310	6-18	.333	11-13	.846	7	11	18	1.8	16	0	5	3	2	4	35	3.5
25	JOHNSON, Trevor	2-0	2	1.0	0-0	.000	0-0	.000	0-0	.000	0	0	0	0.0	0	0	0	0	0	0	0	0.0
Team											21	13	34					3				
Total.....		10	2001		253-611	.414	66-220	.300	137-196	.699	120	221	341	34.1	201	8	122	130	30	72	709	70.9
Opponents.....		10	2001		273-560	.488	79-211	.374	170-225	.756	88	269	357	35.7	177	3	151	141	49	66	795	79.5

## Home (9-3)

#	Player	gp-gs	min	avg	Total		3-Point		F-Throw		Rebounds				pf	dq	a	to	blk	stl	pts	avg
					fg-fga	fg%	3fg-fga	3fg%	ft-fa	ft%	off	def	tot	avg								
05	JUSTICE, Camron	12-12	391	32.6	77-159	.484	39-87	.448	56-67	.836	4	31	35	2.9	24	1	47	30	0	10	249	20.8
00	MINNETT, Jaylen	12-0	279	23.3	51-132	.386	27-84	.321	18-20	.900	0	20	20	1.7	12	0	25	21	0	11	147	12.3
24	HALL, Evan	12-12	280	23.3	52-87	.598	0-0	.000	7-32	.219	27	41	68	5.7	31	0	21	18	17	10	111	9.3
15	ISMAIL, Ahmed	12-0	169	14.1	38-57	.667	2-2	1.000	25-38	.658	21	31	52	4.3	35	3	8	16	9	3	103	8.6
32	GOSS, Elyjah	12-12	294	24.5	39-69	.565	2-9	.222	23-26	.885	20	51	71	5.9	22	0	11	12	11	9	103	8.6
22	McCALL, D.J.	12-12	332	27.7	33-81	.407	3-14	.214	22-31	.710	24	57	81	6.8	26	1	33	26	5	13	91	7.6
10	ROGERS, Nick	12-0	200	16.7	22-48	.458	12-33	.364	16-26	.615	2	13	15	1.3	12	0	21	14	0	11	72	6.0
23	WEATHERFORD, Gra	12-12	281	23.4	22-36	.611	3-5	.600	25-35	.714	12	21	33	2.8	34	2	35	19	1	14	72	6.0
02	KEMP, Jakoby	3-0	15	5.0	5-5	1.000	0-0	.000	5-6	.833	1	3	4	1.3	1	0	1	1	1	0	15	5.0
11	KENYON, Brandon	4-0	23	5.8	4-10	.400	0-3	.000	2-4	.500	2	3	5	1.3	1	0	1	0	2	1	10	2.5
04	HANSEN, Jack	12-0	105	8.8	7-28	.250	1-10	.100	8-8	1.000	3	13	16	1.3	9	0	5	5	1	0	23	1.9
55	ALSTON, Daniel	3-0	7	2.3	1-2	.500	0-1	.000	0-0	.000	0	1	1	0.3	0	0	0	2	0	0	2	0.7
25	JOHNSON, Trevor	4-0	24	6.0	1-5	.200	0-2	.000	0-0	.000	0	7	7	1.8	2	0	4	3	1	0	2	0.5
Team											21	17	38					5				
Total.....		12	2400		352-719	.490	89-250	.356	207-293	.706	137	309	446	37.2	209	7	212	172	48	82	1000	83.3
Opponents.....		12	2400		318-722	.440	100-285	.351	146-210	.695	115	270	385	32.1	248	9	157	177	31	85	882	73.5

## Road/Neutral (5-7)

Road/Neutral (5-7)			Total				3-Point		F-Throw		Rebounds															
#	Player	gp-gs	min	avg	fg-fga	fg%	3fg-fga	3fg%	ft-fa	ft%	off	def	tot	avg	pf	dq	a	to	blk	stl	pts	avg				
05	JUSTICE, Camron	12-12	369	30.8	73-176	.415	29-94	.309	54-62	.871	4	34	38	3.2	27	1	23	31	0	19	229	19.1				
00	MINNETT, Jaylen	12-0	271	22.6	41-122	.336	27-84	.321	15-18	.833	5	19	24	2.0	26	0	17	18	0	10	124	10.3				
24	HALL, Evan	11-11	254	23.1	48-106	.453	0-0	.000	13-31	.419	23	39	62	5.6	31	2	13	27	12	5	109	9.9				
22	McCALL, D.J.	12-12	344	28.7	32-69	.464	2-6	.333	20-28	.714	25	36	61	5.1	23	0	21	22	1	18	86	7.2				
32	GOSS, Elyjah	12-12	298	24.8	26-57	.456	4-12	.333	15-28	.536	27	63	90	7.5	22	0	9	13	10	9	71	5.9				
23	WEATHERFORD, Gra	12-12	331	27.6	25-58	.431	2-8	.250	17-21	.810	8	29	37	3.1	33	1	29	18	1	17	69	5.8				
15	ISMAIL, Ahmed	12-1	195	16.3	20-41	.488	0-1	.000	17-25	.680	20	34	54	4.5	33	1	7	18	3	0	57	4.8				
04	HANSEN, Jack	12-0	132	11.0	15-40	.375	9-25	.360	11-13	.846	7	17	24	2.0	18	0	6	5	2	4	50	4.2				
10	ROGERS, Nick	12-0	182	15.2	16-33	.485	6-15	.400	9-11	.818	5	10	15	1.3	15	0	14	14	0	4	47	3.9				
11	KENYON, Brandon	3-0	19	6.3	2-6	.333	0-1	.000	4-5	.800	0	3	3	1.0	5	1	0	1	0	1	8	2.7				
55	ALSTON, Daniel	1-0	1	1.0	0-0	.000	0-0	.000	0-0	.000	0	0	0	0.0	0	0	0	0	0	0	0	0.0				
25	JOHNSON, Trevor	2-0	2	1.0	0-0	.000	0-0	.000	0-0	.000	0	0	0	0.0	0	0	0	0	0	0	0	0.0				
02	KEMP, Jakoby	1-0	3	3.0	0-0	.000	0-0	.000	0-0	.000	0	0	0	0.0	0	0	0	1	0	1	0	0.0				
Team											21	20	41													
Total.....		12	2401		298-708	.421	79-246	.321	175-242	.723	145	304	449	37.4	233	6	139	173	29	88	850	70.8				
Opponents.....		12	2401		296-670	.442	87-257	.339	190-261	.728	105	301	406	33.8	215	4	153	172	67	86	869	72.4				

## 2018-2019 INDIVIDUAL SUPERLATIVES

	<i>IUPUI</i>	<i>Opponent</i>
<b>Points</b>	30- Justice at UIC (1/4)	31- Jacob Gilyard at Richmond (11/16/18)
<b>Field Goals Made</b>	11- Justice vs. Ball State (12/1/18)	12- Jacob Gilyard at Richmond (11/16/18)
<b>Field Goals Attempted</b>	20- three times	20- Jaevin Cumberland vs. Oakland (1/24/19)
<b>Highest FG Pct. (min. 5 made)</b>	1,000 (5-5)- Weatherford vs. Eastern Ill. (11/10/18)	.857 (6-7)- Malek Green at Morehead State (12/21/18)
<b>3-Pt Field Goals Made</b>	6- twice	6- three times
<b>3-Pt Field Goals Attempted</b>	13- twice	13- three times
<b>3-Pt FG Pct. (min. 3 made)</b>	.857 (6-7)- Minnett vs. IU Northwest (12/12/18)	1,000 (3-3)- Darius Roy at Milwaukee (1/19/19)
<b>Free Throws Made</b>	15- Justice vs. Bradley (11/28/18)	10- Cole Gentry at Wright State (12/30/18)
<b>Free Throws Attempted</b>	15- Justice vs. Bradley (11/28/18)	12- Ivy Smith vs. Grambling State (11/24/18)
<b>Free Throw Pct. (min. 5 made)</b>	1,000 (15-15)- Justice vs. Bradley (11/28/18)	1,000 (10-10)- Cole Gentry at Wright State (12/30/18)
<b>Offensive Rebounds</b>	6- twice	8- Axel Mpoyo vs. Grambling State (11/24/18)
<b>Defensive Rebounds</b>	12- McCall vs. Wright State (2/3/19)	10- Drew McDonald at Northern Kentucky (12/28/18)
<b>Total Rebounds</b>	16- McCall vs. Wright State (2/3/19)	12- Drew McDonald at Northern Kentucky (12/28/18)
<b>Assists</b>	7- twice	9- A.J. Hicks at Morehead State (12/21/18)
<b>Turnovers</b>	5- four times	8- Tyree Appleby vs. Cleveland State (1/10/19)
<b>Blocked Shots</b>	4- Goss vs. Oakland (1/24/19)	5- Zach Hankins at Xavier (11/6/18)
<b>Steals</b>	5- McCall at Green Bay (1/17/19)	5- Braden Norris vs. Oakland (1/24/19)
<b>Minutes Played (regulation game)</b>	37- Justice vs. Western Illinois (12/15/18)	40- twice
<b>Minutes Played (OT game)</b>		

## 2018-2019 TEAM SUPERLATIVES

<i>IUPUI High</i>	<i>IUPUI Low</i>	<i>Statistical Category</i>	<i>Opponent High</i>	<i>Opponent Low</i>
116 - IU Northwest (12/12)	57 - at Milwaukee (1/19)	<b>Points</b>	92 - at Northern Ky. (12/28)	48 - vs. St. Francis (NY) (11/23)
54 - IU Northwest (12/12)	21 - at Milwaukee (1/19)	<b>1st Half Points</b>	51 - at Northern Ky. (12/28)	22 - at Milwaukee (1/19)
62 - IU Northwest (12/12)	32 - at Wright State (12/30)	<b>2nd Half Points</b>	49 - at Richmond (11/16)	25 - vs. St. Francis (NY) (11/23)
43 - IU Northwest (12/12)	20 - three times	<b>Field Goals</b>	32 - IU Northwest (12/12)	18 - vs. St. Francis (NY) (11/23)
68 - twice	49 - Bradley (11/28)	<b>Field Goal Attempts</b>	79 - IU Northwest (12/12)	46 - at Boston Coll. (11/14)
.672 - IU Northwest (12/12)	.353 - at Morehead St. (12/21)	<b>FG Percentage</b>	.560 - Ball State (12/1)	.340 - vs. St. Francis (NY) (11/23)
11 - twice	2 - vs. St. Francis (NY) (11/23)	<b>3-Point Field Goals</b>	12 - twice	4 - twice
27 - at Xavier (11/6)	13 - twice	<b>3-Point Field Goal Att.</b>	36 - Oakland (1/24)	14 - vs. Grambling St. (11/24)
.615 - at UIC (1/4)	.154 - vs. St. Francis (NY) (11/23)	<b>3-Point FG Percentage</b>	.458 - Youngstown St. (1/12)	.238 - Cleveland St. (1/10)
29 - Bradley (11/28)	7 - at Richmond (11/16)	<b>Free Throws</b>	25 - at Northern Ky. (12/28)	3 - Oakland (1/24)
39 - Bradley (11/28)	11 - at Milwaukee (1/19)	<b>Free Throw Attempts</b>	30 - Ball State (12/1)	7 - Oakland (1/24)
.867 - Detroit Mercy (1/26)	.500 - at Richmond (11/16)	<b>Free Throw Percentage</b>	.909 - at Milwaukee (1/19)	.429 - Oakland (1/24)
18 - twice	5 - vs. St. Francis (NY) (11/23)	<b>Offensive Rebounds</b>	19 - vs. Grambling St. (11/24)	3 - Detroit Mercy (1/26)
38 - IU Kokomo (12/6)	17 - at Northern Ky. (12/28)	<b>Defensive Rebounds</b>	32 - at Morehead St. (12/21)	13 - Cleveland St. (1/10)
52 - IU Kokomo (12/6)	27 - Ball State (12/1)	<b>Total Rebounds</b>	45 - at Morehead St. (12/21)	22 - Cleveland St. (1/10)
24 - three times	12 - at Milwaukee (1/19)	<b>Fouls</b>	28 - Bradley (11/28)	13 - twice
26 - twice	7 - vs. St. Francis (NY) (11/23)	<b>Assists</b>	20 - Youngstown St. (1/12)	4 - vs. St. Francis (NY) (11/23)
24 - at Green Bay (1/17)	7 - Western Illinois (12/15)	<b>Turnovers</b>	23 - Ball State (12/1)	8 - at Wright State (12/30)
7 - twice	0 - at Wright State (12/30)	<b>Blocked Shots</b>	10 - at UIC (1/4)	0 - IU Kokomo (12/6)
12 - twice	2 - Western Illinois (12/15)	<b>Steals</b>	15 - at Green Bay (1/17)	2 - at Morehead St. (12/21)

## 2018-2019 GAME-BY-GAME LEADERS / STARTING FIVES

<i>Opponent</i>	<i>Starting 5</i>	<i>Points</i>	<i>Rebounds</i>	<i>Assists</i>	<i>Blocks</i>	<i>Steals</i>
<b>#Central State</b>	Goss-Hall-Johnson-Justice-Weatherford	Justice/Minnett (19)	Hall (12)	Justice (5)	Ismail (2)	Rogers (3)
<b>at Xavier</b>	Goss-Ismail-Justice-McCall-Weatherford	Minnett (21)	Goss (8)	McCall (5)	Goss (2)	4 tied w/ (1)
<b>Eastern Illinois</b>	Goss-Hall-Justice-McCall-Weatherford	Justice (21)	Goss (10)	McCall (5)	Goss (2)	Rogers (2)
<b>at Boston College</b>	Goss-Hall-Justice-McCall-Weatherford	Justice (29)	Goss/Hall (10)	Justice/Weatherford (3)	Hall (2)	Justice (3)
<b>at Richmond</b>	Goss-Hall-Justice-McCall-Weatherford	Justice (14)	Goss/McCall (6)	Minnett/Weatherford (3)	Goss/Hall (2)	Goss/Minnett (2)
<b>vs. St. Francis (NY)</b>	Goss-Hall-Justice-McCall-Weatherford	Justice (17)	Goss (11)	7 tied w/ (1)	Hall/Ismail (1)	McCall/Weatherford (3)
<b>vs. Grambling St.</b>	Goss-Hall-Justice-McCall-Weatherford	Justice (23)	Ismail (10)	Weatherford (5)	Goss (1)	Weatherford (2)
<b>Bradley</b>	Goss-Hall-Justice-McCall-Weatherford	Justice (27)	Goss/McCall (6)	Minnett (4)	Hall/Ismail (2)	Weatherford (2)
<b>Ball State</b>	Goss-Hall-Justice-McCall-Weatherford	Justice (28)	Goss (6)	Hall (5)	McCall (1)	Hall/McCall (4)
<b>IU Kokomo</b>	Goss-Hall-Justice-McCall-Weatherford	Justice (18)	McCall (10)	McCall/Weatherford (5)	Hall (2)	Justice (2)
<b>IU Northwest</b>	Goss-Hall-Justice-McCall-Weatherford	Minnett (28)	Hall/Johnson (6)	Justice/Weatherford (6)	Hall (3)	Weatherford (2)
<b>Western Illinois</b>	Goss-Hall-Justice-McCall-Weatherford	Justice (20)	Goss (10)	Justice (7)	Goss (2)	Hall/Justice (1)
<b>at Purdue FW</b>	Goss-Hall-Justice-McCall-Weatherford	Justice (25)	Weatherford (6)	Weatherford (3)	3 tied w/ (1)	McCall (3)
<b>at Morehead St.</b>	Goss-Hall-Justice-McCall-Weatherford	Justice (20)	Goss (9)	3 tied w/ (3)	Goss (2)	Minnett (3)
<b>at Northern Ky.</b>	Goss-Hall-Justice-McCall-Weatherford	Minnett (14)	McCall (6)	Justice (4)	Goss/McCall (1)	Justice (2)
<b>at Wright State</b>	Goss-Hall-Justice-McCall-Weatherford	Justice (17)	McCall (8)	Rogers (3)	none	Weatherford (3)
<b>at UIC</b>	Goss-Hall-Justice-McCall-Weatherford	Justice (30)	Goss (11)	Weatherford (5)	Goss/Ismail (1)	Justice/Weatherford (2)
<b>Cleveland St.</b>	Goss-Hall-Justice-McCall-Weatherford	Goss (16)	Goss (13)	Justice (6)	Goss/Ismail (1)	3 tied w/ (2)
<b>Youngstown St.</b>	Goss-Hall-Justice-McCall-Weatherford	McCall (14)	Ismail (7)	3 tied w/ (3)	Hall (3)	5 tied w/ (1)
<b>at Green Bay</b>	Goss-Hall-Justice-McCall-Weatherford	McCall (18)	Goss/McCall (8)	Justice/Weatherford (3)	Hall (2)	McCall (5)
<b>at Milwaukee</b>	Goss-Hall-Justice-McCall-Weatherford	Justice (17)	Goss (8)	Minnett (4)	Hall (3)	Justice (3)
<b>Oakland</b>	Goss-Hall-Justice-McCall-Weatherford	Justice/McCall (18)	Hall (11)	McCall (5)	Goss (4)	Justice/Minnett (3)
<b>Detroit Mercy</b>	Goss-Hall-Justice-McCall-Weatherford	Justice (21)	Hall (10)	Hall (7)	Hall (2)	Weatherford (4)
<b>Northern Ky.</b>	Goss-Hall-Justice-McCall-Weatherford	Justice (26)	Hall (7)	3 tied w/ (4)	Goss (1)	Hall (3)
<b>Wright State</b>	Goss-Hall-Justice-McCall-Weatherford	Justice (22)	McCall (16)	Justice (6)	Hall (2)	Rogers (3)
<b>UIC</b>						
<b>at Youngstown St.</b>						
<b>at Cleveland St.</b>						
<b>Milwaukee</b>						
<b>Green Bay</b>						
<b>at Detroit Mercy</b>						
<b>at Oakland</b>						
<b>HL Quarters</b>						
<b>HL Semis</b>						
<b>HL Championship</b>						

## HEAD COACH JASON GARDNER



**Jason Gardner** was named the eighth head coach in IUPUI men's basketball program's history on April 2, 2014. Gardner, the 1999 winner of the Indiana Mr. Basketball Award, spent a year on the University of Memphis bench and two seasons at Loyola prior to that.

In his first season on the Jaguars' bench, he guided IUPUI to 10 wins, more than tripling the program's Division I win total from a year prior. His hiring paid immediate dividends on the recruiting trail, as he immediately inked five Division I transfers, four of whom were former in-state standouts. His success on the recruiting circuit continued leading into the 2015-16 campaign as he landed former Indiana All-Star Ron Patterson from Syracuse, along

with former Kentucky All-Star Evan Hall and talented Indianapolis guard T.J. Henderson.

While at Memphis, Gardner helped the Tigers to a 24-10 record as Shaq Goodwin and Joe Jackson earned All-Conference accolades. In addition, Memphis forward Austin Nichols was a unanimous selection to the American Athletics Conference All-Rookie Team after averaging 9.1 points and 4.2 boards per game. Gardner was a college teammate of current Memphis Head Coach Josh Pastner at Arizona.

Prior to coming to Memphis, Gardner was an assistant under Porter Moser at Loyola, helping the Ramblers to an eight-game improvement from 2011-12 to 2012-13. He coached Ben Averkamp to All-Horizon League accolades for two straight seasons, while Loyola point guard Cully Payne was a Bob Cousy Award nominee. He also helped recruit one of the top signing classes in the Horizon League prior to the 2012-13 season. Gardner's coaching career began in 2010 when he served as an assistant at nearby Cathedral High School.

Gardner's racked up numerous accolades during his prestigious high school, college and professional playing careers. He was a 1999 McDonald's and Parade All-American while at North Central High School, finishing his prep career with a school record 1,669 points. He was a two-time Gatorade Circle of Champions Indiana Player of the Year and was named the 1998-99 Indianapolis County Player of the Year by The Indianapolis Star and Indianapolis News. His senior season, he helped NCHS to the IHSAA 4A state championship and Tournament of Champions title while averaging 22.6 points, 4.7 rebounds, 4.0 assists and 3.0 steals per game.

The 5-foot-10 point guard was recruited to the University of Arizona by legendary Head Coach Lute Olsen, where he was a four-year All-American for the Wildcats. He was the 2002-03 Naismith National Player of the Year and Lowe's Senior CLASS award recipient. He was the 2000 consensus National Freshman of the Year and closed his career as one of four players in Pac-12 history with 1,500 points, 500 assists and 200 steals for a career. He helped lead Arizona to two Pac-12 regular season titles (2000, 2003) and four consecutive NCAA Tournament berths. The Wildcats made three Sweet Sixteens (2001, 2002, 2003), two Elite Eights (2001, 2003) and were the NCAA national runner-up in 2001. All total, Arizona won 107 games during Gardner's four seasons and he still holds school records for games started (135) and minutes played (4,825), while ranking third in school history with 1,984 career points. He also finished second in threes made (318) and fourth in assists (622). He earned his degree from the university in 2011 in disciplinary studies.

Gardner later played professionally overseas for more than eight years, primarily in Germany. In 2009, he was named MVP of German Basketball Bundesliga after helping Oldenburg to the league crown, averaging 13.7 points, 4.0 assists and 3.0 boards per game. He was a two-time Basketball Bundesliga All-Star, including starting the 2007 game.

Gardner is married to the former Jacquelyn Maxberry and the couple has four children, Jasper, Jason Jr., Jacob and Jackson.



### THE GARDNER FILE

**School:** ..... Arizona, '11

**Seasons with IUPUI:** ..... fifth season

**Career Record:** ..... 62-87 (5th year)

**Coaching Experience:**

.....2014-pres., Head Coach, IUPUI

.....2013-14, Assistant Coach, Memphis

.....2011-13, Assistant Coach, Loyola (Ill.)

.....2010-11, Assistant Coach, Cathedral H.S.

### 2018-2019 COMPARISON STATISTICS

Opponent	1st	2nd	Score	Mar	Total FG	FG Pct	3-Pointers	3FG Pct	Free Throws	FT Pct	Rebounds	Assist	T/Over	Block	Steal	Fouls	
Xavier	34/37	35/45	69-82	(13)	20-56/31-66	.357/.470	9-27/9-29	.333/.310	20-26/11-19	.769/.579	36/43	(7)	11/18	15/13	3/6	4/10	22/22
EASTERN ILL.	35/31	36/34	71-65	+6	22-57/19-53	.386/.358	7-25/6-17	.280/.353	20-29/21-26	.690/.808	38/35	+3	16/11	17/18	4/5	5/6	20/27
Boston College	36/42	40/27	76-69	+7	24-60/21-46	.400/.457	8-25/8-21	.320/.381	20-25/19-29	.800/.655	40/28	+12	11/11	12/15	2/2	7/4	23/19
Richmond	30/29	40/49	70-78	(8)	28-54/26-50	.519/.520	7-20/6-17	.350/.353	7-14/20-29	.500/.690	34/26	+8	13/12	15/12	4/5	8/11	19/13
St. Francis Brooklyn	35/23	33/25	68-48	+20	28-54/18-53	.519/.340	2-13/4-16	.154/.250	10-16/8-16	.625/.500	38/29	+9	7/4	15/19	2/5	11/6	15/15
Grambling State	39/31	41/38	80-69	+11	30-63/23-63	.476/.365	9-23/4-14	.391/.286	11-14/19-28	.786/.679	37/43	(6)	16/8	14/13	1/4	3/5	23/17
BRADLEY	44/38	41/35	85-73	+12	25-49/26-58	.510/.448	6-17/8-23	.353/.348	29-39/13-19	.744/.684	32/30	+2	15/12	13/10	4/1	4/6	21/28
BALL ST.	40/44	35/41	75-85	(10)	29-64/28-50	.453/.560	7-19/8-18	.368/.444	10-17/21-30	.588/.700	27/38	(11)	11/16	16/23	1/2	12/7	24/17
IND.-KOKOMO	49/35	46/29	95-64	+31	34-68/25-70	.500/.357	8-24/8-27	.333/.296	19-25/6-13	.760/.462	52/33	+19	20/11	13/12	7/0	4/6	14/19
IND.-NORTHWEST	54/38	62/41	116-79	+37	43-64/32-79	.672/.405	11-20/10-35	.550/.286	19-27/5-10	.704/.500	45/30	+15	26/11	18/13	4/1	6/8	14/23
WESTERN ILL.	39/40	43/28	82-68	+14	27-58/26-62	.466/.419	7-19/7-17	.368/.412	21-31/9-12	.677/.750	38/34	+4	18/9	7/11	6/3	2/3	13/21
Purdue Fort Wayne	39/45	38/42	77-87	(10)	26-66/29-53	.394/.547	8-21/8-25	.381/.320	17-22/21-24	.773/.875	33/34	(1)	10/13	12/15	3/9	8/8	18/16
Morehead State	37/36	33/38	70-74	(4)	24-68/27-60	.353/.450	7-24/6-22	.292/.273	15-26/14-18	.577/.778	40/45	(5)	15/15	9/16	3/9	9/2	20/21
Northern Ky.	30/51	47/41	77-92	(15)	30-67/29-54	.448/.537	5-21/9-21	.238/.429	12-18/25-29	.667/.862	31/36	(5)	13/19	11/16	2/3	7/7	22/19
Wright State	32/35	32/37	64-72	(8)	22-53/24-54	.167/.375	3-18/6-16	.167/.375	17-22/18-23	.773/.783	38/28	+10	9/17	14/8	0/3	4/3	24/14
UIC	29/25	37/39	66-64	+2	20-52/21-55	.385/.382	8-13/12-32	.615/.375	18-23/10-16	.783/.625	42/30	+12	12/17	20/14	2/10	8/10	19/20
CLEVELAND ST.	39/31	51/43	90-74	+16	34-58/26-61	.586/.426	6-17/5-21	.353/.238	16-25/17-21	.640/.810	40/22	+18	24/10	21/12	2/2	8/11	21/19
YOUNGSTOWN ST.	38/40	38/42	76-82	(6)	27-61/31-64	.443/.484	5-20/11-24	.250/.458	17-21/9-13	.810/.692	33/36	(3)	13/20	13/13	5/3	5/8	16/20
Green Bay	35/31	41/39	76-70	+6	26-59/24-60	.441/.400	5-17/7-26	.294/.269	19-25/15-19	.760/.789	47/29	+18	8/11	24/19	2/6	11/15	16/23
Milwaukee	21/22	36/42	57-64	(7)	20-56/23-56	.357/.411	8-24/8-18	.333/.444	9-11/10-11	.818/.909	33/35	(2)	14/8	12/12	5/5	8/5	12/16
OAKLAND	26/32	47/39	73-71	+2	27-63/28-70	.429/.400	6-21/12-36	.286/.333	13-23/3-7	.565/.429	47/37	+10	14/12	18/16	7/2	10/12	13/20
DETROIT MERCY	33/24	47/41	80-65	+15	28-55/25-49	.509/.510	11-23/10-25	.478/.400	13-15/5-8	.867/.625	28/26	+2	26/14	13/22	3/3	12/10	14/13
NORTHERN KY.	43/34	40/43	83-77	+6	29-56/27-53	.518/.509	8-19/7-21	.421/.333	17-22/16-22	.773/.727	30/28	+2	16/18	10/14	1/5	7/3	15/22
WRIGHT ST.	35/40	39/39	74-79	(5)	27-66/25-53	.409/.472	7-26/8-21	.269/.381	13-19/21-29	.684/.724	36/36	-	13/13	13/13	4/4	7/5	24/19

Note: Game totals are displayed in the format TEAM/OPPONENT for each category

### 2018-2019 IUPUI JAGUARS BASKETBALL



## PLAYER BIOS



### JAYLEN MINNETT

# #0

**Sophomore | Guard**  
**6-1 | 180**  
**Terre Haute, Ind.**  
**Terre Haute South**

**Birthdate:** July 24, 1999 (age 19)  
**Major:** Sports Management

#### QUICK NOTES

His 7.1 ppg scoring average as a freshman was the highest by an IUPUI rookie since Alex Young averaged 10.8 points per game in 2008-2009... his 51 threes made as freshman were the most by an IUPUI freshman in the program's Division I-era... named to the prestigious Indiana All-Star Team following his senior year at Terre Haute South... finished as Terre Haute South's all-time leading scorer (1,782 career points).

#### CAREER/SEASON HIGHS

CAREER HIGH	CATEGORY	SEASON HIGH
28 vs. IU Northwest (12/12/18)	PTS	28 vs. IU Northwest (12/12/18)
4 - 4x	REB	4 - 2x
4 - 3x	AST	4 - 3x
9 vs. IU Northwest (12/12/18)	FG	9 vs. IU Northwest (12/12/18)
17 at Northern Kentucky (12/28/18)	FGA	17 at Northern Kentucky (12/28/18)
6 vs. IU Northwest (12/12/18)	3FG	6 vs. IU Northwest (12/12/18)
13 at Northern Kentucky (12/28/18)	3FGA	13 at Northern Kentucky (12/28/18)
6 at UIC (1/4/19)	FT	6 at UIC (1/4/19)
7 at UIC (1/4/19)	FTA	7 at UIC (1/4/19)
3 - 3x	STL	3 - 2x
1 vs. IU Kokomo (12/22/17)	BLK	---
37 at Bradley (11/11/17)	MIN	34 at Xavier (11/6/18)

#### GAME-BY-GAME

Opponent	MIN	FG	3FG	FT	O-D-T	PF	A	TO	B	S	PTS
at Xavier	34	6-15	5-12	4-4	0-3-3	2	2	2	0	1	21
E. Illinois	22	2-10	1-7	2-2	0-3-3	1	1	2	0	0	7
at Boston Coll.	15	1-5	1-5	0-0	0-3-3	4	1	0	0	1	3
at Richmond	26	4-12	2-8	0-0	1-3-4	1	3	1	0	2	10
vs. St. Francis	23	4-8	1-3	0-0	1-1-2	2	1	0	0	2	9
vs. Grambling	23	3-10	1-6	0-0	0-1-1	2	1	2	0	0	7
Bradley	17	2-8	1-5	0-0	0-0-0	1	4	1	0	0	5
Ball State	26	6-15	3-7	0-0	0-1-1	1	1	3	0	1	15
IU Kokomo	20	4-9	2-7	0-0	0-1-1	0	1	1	0	0	10
IU Northwest	20	9-11	6-7	4-4	0-4-4	0	3	1	0	1	28
W. Illinois	21	3-9	1-6	0-0	0-0-0	0	1	1	0	0	7
at Purdue FW	25	4-14	2-9	3-5	1-0-1	2	1	2	0	1	13
at Morehead St.	24	4-13	3-8	0-0	1-0-1	3	2	2	0	3	11
at N. Kentucky	27	5-17	4-13	0-0	0-2-2	0	2	0	0	0	14
at Wright St.	11	1-5	1-4	0-0	1-0-1	1	0	0	0	0	3
at UIC	17	2-4	2-3	6-7	0-3-3	3	0	2	0	0	12
Cleveland St.	25	2-7	2-6	2-4	0-2-2	1	3	1	0	2	8
Y'town St.	22	3-10	1-7	2-2	0-0-0	1	3	3	0	1	9
at Green Bay	21	4-7	3-6	2-2	0-3-3	3	0	4	0	0	13
at Milwaukee	25	3-12	2-7	0-0	0-0-0	3	4	3	0	0	8
Oakland	26	5-12	2-8	1-1	0-3-3	1	1	3	0	3	13
Det. Mercy	27	5-13	5-11	2-2	0-2-2	1	0	1	0	2	17
N. Kentucky	27	7-16	2-6	2-2	0-3-3	2	4	2	0	1	18
Wright St.	26	3-12	1-7	3-3	0-1-1	3	3	2	0	0	10
UIC											
at Y'town St.											
at Cleveland St.											
Milwaukee											
Green Bay											
at Det. Mercy											
at Oakland											


\* denotes starter

#### CAREER STATS

Season	GP-GS	MIN-Avg	FG	Pct.	3FG	Pct.	FT	Pct.
2017-18	30-4	630-21.0	69-173	.399	51-126	.405	24-30	.800
2018-19	24-0	550-22.9	92-254	.362	54-168	.321	33-38	.868
<b>TOTALS</b>	<b>54-4</b>	<b>1180-21.9</b>	<b>161-427</b>	<b>.377</b>	<b>105-294</b>	<b>.357</b>	<b>57-68</b>	<b>.838</b>

#### REBOUNDS

Season	O-D-REB-AVG.	PF-DQ	AST	TO	BLK	STL	PTS-PPG
2017-18	12-24-36-1.2	42-0	35	39	1	14	213-7.1
2018-19	5-39-44-1.8	38-0	42	39	0	21	271-11.3
<b>TOTALS</b>	<b>17-63-80-1.5</b>	<b>80-0</b>	<b>77</b>	<b>78</b>	<b>1</b>	<b>35</b>	<b>484-9.0</b>



### JAKOBY KEMP

# #2

**Sophomore | Forward**  
**6-8 | 190**  
**Layton, Utah**  
**Layton (Missouri/Salt Lake C.C.)**

**Birthdate:** September 22, 1997 (age 21)  
**Major:** General Studies

#### QUICK NOTES

Redshirted as a freshman at Missouri before transferring to play at Salt Lake Community College last season... helped Salt Lake to a 30-3 record and a trip to the NJCAA Tournament after winning the District I title... averaged 4.5 points and 2.6 rebounds per game as a freshman at Salt Lake... first-ever native of Utah in the IUPUI basketball program's history... older brother, Marcus, is a wide receiver for the Kansas City Chiefs and played collegiately at Hawaii.

#### CAREER/SEASON HIGHS

CAREER HIGH	CATEGORY	SEASON HIGH
8 vs. IU Northwest (12/12/18)	PTS	8 vs. IU Northwest (12/12/18)
3 vs. IU Northwest (12/12/18)	REB	3 vs. IU Northwest (12/12/18)
1 vs. IU Kokomo (12/6/18)	AST	1 vs. IU Kokomo (12/6/18)
3 vs. IU Northwest (12/12/18)	FG	3 vs. IU Northwest (12/12/18)
3 vs. IU Northwest (12/12/18)	FGA	3 vs. IU Northwest (12/12/18)
---	3FG	---
---	3FGA	---
3 vs. IU Kokomo (12/6/18)	FT	3 vs. IU Kokomo (12/6/18)
4 vs. IU Kokomo (12/6/18)	FTA	4 vs. IU Kokomo (12/6/18)
1 vs. St. Francis Brooklyn (11/23/18)	STL	1 vs. St. Francis Brooklyn (11/23/18)
1 vs. IU Kokomo (12/6/18)	BLK	1 vs. IU Kokomo (12/6/18)
7 - 2x	MIN	7 - 2x

#### GAME-BY-GAME

Opponent	MIN	FG	3FG	FT	O-D-T	PF	A	TO	B	S	PTS
at Xavier											
E. Illinois											
at Boston Coll.											
at Richmond											
vs. St. Francis	3	0-0	0-0	0-0	0-0-0	0	0	1	0	1	0
vs. Grambling											
Bradley											
Ball State											
IU Kokomo	7	2-2	0-0	3-4	0-1-1	1	1	1	1	0	7
IU Northwest	7	3-3	0-0	2-2	1-2-3	0	0	0	0	0	8
W. Illinois											
at Purdue FW											
at Morehead St.											
at N. Kentucky											
at Wright St.											
at UIC											
Cleveland St.	1	0-0	0-0	0-0	0-0-0	0	0	0	0	0	0
Y'town St.											
at Green Bay											
at Milwaukee											
Oakland											
Det. Mercy											
N. Kentucky											
Wright St.											
UIC											
at Y'town St.											
at Cleveland St.											
Milwaukee											
Green Bay											
at Det. Mercy											
at Oakland											

\* denotes starter

#### CAREER STATS

Season	GP-GS	MIN-Avg	FG	Pct.	3FG	Pct.	FT	Pct.
2018-19	4-0	18-4.5	5-5	1.000	0-0	.000	5-6	.833
<b>TOTALS</b>	<b>4-0</b>	<b>18-4.5</b>	<b>5-5</b>	<b>1.000</b>	<b>0-0</b>	<b>.000</b>	<b>5-6</b>	<b>.833</b>

#### REBOUNDS

Season	O-D-REB-AVG.	PF-DQ	AST	TO	BLK	STL	PTS-PPG
2018-19	1-3-4-1.0	1-0	1	2	1	1	15-3.8
<b>TOTALS</b>	<b>1-3-4-1.0</b>	<b>1-0</b>	<b>1</b>	<b>2</b>	<b>1</b>	<b>1</b>	<b>15-3.8</b>



## PLAYER BIOS



### JACK HANSEN

# #4

**Freshman | Forward**  
**6-7 | 205**  
**Noblesville, Ind.**  
**Guerin Catholic**

**Birthdate:** December 11, 1999 (age 19)  
**Major:** Accounting

#### QUICK NOTES

Follows in the footsteps of recent IUPUI graduate Aaron Brennan in joining the Jaguars from Guerin Catholic High School... was a two-time honorable mention all-state honoree and widely considered among the top 15 prospects from the state of Indiana in the 2018 class... older brother Evan was team captain on the Wabash College football team before passing away on Sept. 10, 2018.

#### CAREER/SEASON HIGHS

CAREER HIGH	CATEGORY	SEASON HIGH
15 vs. Detroit Mercy (1/26/19)	PTS	15 vs. Detroit Mercy (1/26/19)
5 - 2x	REB	5 - 2x
2 at Morehead State (12/21/18)	AST	2 at Morehead State (12/21/18)
5 vs. Detroit Mercy (1/26/19)	FG	5 vs. Detroit Mercy (1/26/19)
9 vs. Detroit Mercy (1/26/19)	FGA	9 vs. Detroit Mercy (1/26/19)
2 - 3x	3FG	2 - 3x
6 at Xavier (11/6/18)	3FGA	6 at Xavier (11/6/18)
5 vs. Detroit Mercy (1/26/19)	FT	5 vs. Detroit Mercy (1/26/19)
5 vs. Detroit Mercy (1/26/19)	FTA	5 vs. Detroit Mercy (1/26/19)
1 - 4x	STL	1 - 4x
1 - 3x	BLK	1 - 3x
18 - 2x	MIN	18 - 2x

#### GAME-BY-GAME

Opponent	MIN	FG	3FG	FT	O-D-T	PF	A	TO	B	S	PTS
at Xavier	18	3-8	2-6	2-2	1-3-4	2	0	0	1	0	10
E. Illinois	9	1-2	1-1	0-0	0-1-1	2	0	1	0	0	3
at Boston Coll.	11	2-5	1-3	0-0	1-1-2	0	1	0	0	0	5
at Richmond	12	0-1	0-1	0-0	0-2-2	1	0	1	0	1	0
vs. St. Francis	11	1-1	0-0	0-0	1-4-5	3	1	0	0	0	2
vs. Grambling	12	3-6	2-5	0-0	0-2-2	2	0	2	0	0	8
Bradley	6	0-1	0-0	3-3	0-1-1	1	0	1	0	0	3
Ball State	9	0-1	0-1	0-0	2-0-2	3	1	0	0	0	0
IU Kokomo	15	0-4	0-2	0-0	0-5-5	2	1	1	1	0	0
IU Northwest	15	0-4	0-1	0-0	1-1-2	0	1	0	0	0	0
W. Illinois	10	0-2	0-2	0-0	0-0-0	0	1	0	0	0	0
at Purdue FW	16	2-5	1-2	3-3	1-2-3	4	0	1	1	0	8
at Morehead St.	15	2-3	2-2	1-2	0-0-0	2	2	1	0	1	7
at N. Kentucky	17	1-4	0-1	3-4	2-1-3	2	1	0	0	1	5
at Wright St.	7	0-1	0-1	2-2	1-0-1	2	1	0	0	0	2
at UIC	4	0-0	0-0	0-0	0-0-0	0	0	0	0	0	0
Cleveland St.	10	1-3	0-2	0-0	0-1-1	1	0	1	0	0	2
Y'town St.	5	0-0	0-0	0-0	0-2-2	0	0	0	0	0	0
at Green Bay	5	0-1	0-0	0-0	0-1-1	0	0	0	0	0	0
at Milwaukee	4	1-5	1-4	0-0	0-1-1	0	0	0	0	1	3
Oakland	3	0-1	0-1	0-0	0-0-0	0	0	0	0	0	0
Det. Mercy	18	5-9	0-0	5-5	0-2-2	0	1	1	0	0	15
N. Kentucky	3	0-0	0-0	0-0	0-0-0	0	0	0	0	0	0
Wright St.	2	0-1	0-0	0-0	0-0-0	0	0	0	0	0	0
UIC											
at Y'town St.											
at Cleveland St.											
Milwaukee											
Green Bay											
at Det. Mercy											
at Oakland											

\* denotes starter

#### CAREER STATS

Season	GP-GS	MIN-Avg	FG	Pct.	3FG	Pct.	FT	Pct.
2018-19	24-0	237-9.9	22-68	.324	10-35	.286	19-21	.905
<b>TOTALS</b>	<b>24-0</b>	<b>237-9.9</b>	<b>22-68</b>	<b>.324</b>	<b>10-35</b>	<b>.286</b>	<b>19-21</b>	<b>.905</b>

#### REBOUNDS

Season	O-D-REB-AVG.	PF-DQ	AST	TO	BLK	STL	PTS-PPG
2018-19	10-30-40-1.7	27-0	11	10	3	4	73-3.0
<b>TOTALS</b>	<b>10-30-40-1.7</b>	<b>27-0</b>	<b>11</b>	<b>10</b>	<b>3</b>	<b>4</b>	<b>73-3.0</b>



### CAMRON JUSTICE

# #5

**Junior | Guard**  
**6-3 | 180**  
**Hindman, Ky.**  
**Knott County Central (Vanderbilt)**

**Birthdate:** February 13, 1997 (age 21)  
**Major:** Organizational Leadership & Supervision

#### QUICK NOTES

2015 Kentucky Mr. Basketball selection and high school teammate of current Jaguar Evan Hall at Knott County Central High School... finished his high school career ranked third on the state's all-time list in points (3,588) and threes made (393)... originally committed to Tennessee and then attended Vanderbilt for two years before transferring to IUPUI in 2017... named MVP of the Niagara Regional of the Fort Myers Tip-Off this season after wins over St. Francis Brooklyn and Grambling.

#### CAREER/SEASON HIGHS

CAREER HIGH	CATEGORY	SEASON HIGH
30 at UIC (1/4/19)	PTS	30 at UIC (1/4/19)
7 at Wright State (12/30/18)	REB	7 at Wright State (12/30/18)
7 vs. Western Illinois (12/15/18)	AST	7 vs. Western Illinois (12/15/18)
11 vs. Ball State (12/1/18)	FG	11 vs. Ball State (12/1/18)
20 - 3x	FGA	20 - 3x
6 at UIC (1/4/19)	3FG	6 at UIC (1/4/19)
13 vs. Wright State (2/3/19)	3FGA	13 vs. Wright State (2/3/19)
15 vs. Bradley (11/28/18)	FT	15 vs. Bradley (11/28/18)
15 vs. Bradley (11/28/18)	FTA	15 vs. Bradley (11/28/18)
3 - 4x	STL	3 - 4x
---	BLK	---
37 vs. Western Illinois (12/15/18)	MIN	37 vs. Western Illinois (12/15/18)

#### GAME-BY-GAME

Opponent	MIN	FG	3FG	FT	O-D-T	PF	A	TO	B	S	PTS
at Xavier*	11	1-6	1-4	6-7	0-3-3	2	0	3	0	1	9
E. Illinois*	36	7-18	2-9	5-7	1-4-5	2	3	2	0	0	21
at Boston Coll.*	33	7-19	2-12	13-13	1-1-2	2	3	1	0	3	29
at Richmond*	34	5-11	3-7	1-2	0-1-1	5	2	3	0	1	14
vs. St. Francis*	30	7-16	1-8	2-2	0-2-2	2	1	0	0	1	17
vs. Grambling*	30	8-15	5-8	2-2	0-4-4	2	2	3	0	0	23
Bradley*	36	4-9	4-7	15-15	0-5-5	1	2	2	0	0	27
Ball State*	36	11-20	3-8	3-4	1-0-1	5	2	1	0	1	28
IU Kokomo*	20	7-11	3-6	1-2	1-3-4	1	2	2	0	2	18
IU Northwest*	24	7-10	2-5	6-7	0-3-3	1	6	2	0	0	22
W. Illinois*	37	5-12	4-6	6-6	0-1-1	2	7	3	0	1	20
at Purdue FW*	33	10-18	4-8	1-1	0-3-3	1	0	3	0	1	25
at Morehead St.*	35	6-20	2-11	6-8	0-1-1	3	3	1	0	2	20
at N. Kentucky*	29	5-10	1-4	1-1	1-0-1	3	4	3	0	2	12
at Wright St.*	36	5-15	0-7	7-9	0-7-7	4	2	3	0	0	17
at UIC*	33	9-18	6-9	6-6	1-3-4	1	2	4	0	2	30
Cleveland St.*	32	5-9	1-3	2-2	0-1-1	2	6	4	0	0	13
Y'town St.*	36	5-14	2-8	1-2	0-1-1	4	2	3	0	0	13
at Green Bay*	34	5-15	1-8	5-7	1-5-6	2	3	4	0	3	16
at Milwaukee*	31	5-13	3-8	4-4	0-4-4	0	1	3	0	3	17
Oakland*	35	5-11	4-7	4-6	0-3-3	1	4	4	0	3	18
Det. Mercy*	29	7-11	5-8	2-2	0-1-1	1	3	3	0	2	21
N. Kentucky*	36	7-14	5-7	7-8	0-6-6	1	4	0	0	0	26
Wright St.*	34	7-20	4-13	4-6	1-3-4	3	6	4	0	1	22
UIC											
at Y'town St.											
at Cleveland St.											
Milwaukee											
Green Bay											
at Det. Mercy											
at Oakland											

\* denotes starter

#### CAREER STATS

Season	GP-GS	MIN-Avg	FG	Pct.	3FG	Pct.	FT	Pct.
2015-16*	26-0	257-9.9	31-75	.413	21-54	.389	5-6	.833
2016-17*	7-0	65-9.3	4-16	.250	1-8	.125	3-6	.500
2018-19	24-24	760-31.7	150-335	.448	68-181	.376	110-129	.853
<b>TOTALS</b>	<b>24-24</b>	<b>760-31.7</b>	<b>150-335</b>	<b>.448</b>	<b>68-181</b>	<b>.376</b>	<b>110-129</b>	<b>.853</b>

#### REBOUNDS

Season	O-D-REB-AVG.	PF-DQ	AST	TO	BLK	STL	PTS-PPG
2015-16*	2-25-27-1.0	28-0	9	14	0	9	88-3.4
2016-17*	0-6-6-0.9	5-0	7	4	0	3	12-1.7
2018-19	8-65-73-3.0	51-2	70	61	0	29	478-19.9
<b>TOTALS</b>	<b>8-65-73-3.0</b>	<b>51-2</b>	<b>70</b>	<b>61</b>	<b>0</b>	<b>29</b>	<b>478-19.9</b>

\*at Vanderbilt | TOTALS only reflect IUPUI totals

## PLAYER BIOS



### NICK ROGERS

# #10

**Junior | Guard**  
**6-1 | 170**  
**Indianapolis, Ind.**  
**Traders Point Academy (Toledo)**

**Birthdate:** August 6, 1996 (age 22)  
**Major:** General Studies

#### QUICK NOTES

Indianapolis-native began his high school career at Pike before later attending Traders Point Academy and Elev8 Academy in Florida... played one season at Toledo before transferring to IUPUI in 2016... lost the fingertips to three fingers on his right (shooting) hand in a lawn mowing accident when he was 15 as a sophomore at Pike, leading to a successful surgery to reattach the fingers... his father, Felix, played collegiately at UW-Whitewater from 1992-94 and ranks among the program leaders in 3's made (79) and 3pt percentage (48.9%).

#### CAREER/SEASON HIGHS

CAREER HIGH	CATEGORY	SEASON HIGH
15 vs. IU Northwest (12/12/18)	PTS	15 vs. IU Northwest (12/12/18)
5 - 2x	REB	3 - 3x
6 - 3x	AST	4 vs. IU Northwest (12/12/18)
6 vs. IU Northwest (12/12/18)	FG	6 vs. IU Northwest (12/12/18)
11 at Green Bay (1/2/18)	FGA	8 - 2x
3 - 2x	3FG	3 vs. IU Northwest (12/12/18)
5 - 4x	3FGA	5 - 2x
8 - 2x	FT	6 vs. Eastern Illinois (11/10/18)
10 - 2x	FTA	10 vs. Eastern Illinois (11/10/18)
3 vs. Wright State (2/3/19)	STL	3 vs. Wright State (2/3/19)
1 - 2x	BLK	---
33 vs. UIC (1/4/18)	MIN	25 vs. Wright State (2/3/19)

#### GAME-BY-GAME

Opponent	MIN	FG	3FG	FT	O-D-T	PF	A	TO	B	S	PTS
at Xavier	19	1-2	1-1	0-0	0-3-3	3	3	3	0	0	3
E. Illinois	16	1-3	1-3	6-10	0-2-2	0	1	2	0	2	9
at Boston Coll.	15	2-2	2-2	2-2	0-1-1	2	1	1	0	1	8
at Richmond	15	3-5	1-2	0-0	0-1-1	1	1	0	0	0	7
vs. St. Francis	18	1-2	0-1	0-1	0-0-0	0	0	2	0	0	2
vs. Grambling	15	0-0	0-0	0-0	0-0-0	0	1	2	0	0	0
Bradley	17	1-4	1-4	0-0	0-1-1	1	1	3	0	0	3
Ball State	7	1-1	0-0	0-0	0-0-0	1	0	1	0	1	2
IU Kokomo	21	2-6	2-5	1-2	0-3-3	0	2	0	0	0	7
IU Northwest	23	6-8	3-5	0-0	0-2-2	2	4	1	0	0	15
W. Illinois	4	0-1	0-1	0-0	0-0-0	0	0	0	0	0	0
at Purdue FW	9	0-1	0-0	2-2	0-0-0	0	1	0	0	0	2
at Morehead St.	8	0-1	0-1	0-0	1-0-1	2	3	0	0	0	0
at N. Kentucky	17	4-6	0-1	3-3	3-0-3	1	0	3	0	0	11
at Wright St.	23	3-5	1-3	1-2	1-1-2	3	3	1	0	1	8
at UIC	14	1-3	0-1	0-0	0-1-1	2	0	1	0	1	2
Cleveland St.	22	3-5	1-2	5-6	1-0-1	1	3	2	0	2	12
Y'town St.	18	3-5	2-4	0-0	0-0-0	2	3	1	0	1	8
at Green Bay	14	0-3	0-1	1-2	0-2-2	1	0	1	0	1	1
at Milwaukee	15	1-3	1-2	0-0	0-1-1	0	1	0	0	0	3
Oakland	21	0-3	0-1	3-6	0-2-2	0	3	0	0	1	3
Det. Mercy	14	0-1	0-1	0-0	0-2-2	2	3	3	0	1	0
N. Kentucky	12	0-3	0-2	1-2	1-1-2	2	1	0	0	0	1
Wright St.	25	5-8	2-5	0-0	0-0-0	1	0	1	0	3	12
UIC											
at Y'town St.											
at Cleveland St.											
Milwaukee											
Green Bay											
at Det. Mercy											
at Oakland											

\* denotes starter


#### CAREER STATS

Season	GP-GS	MIN-Avg	FG	Pct.	3FG	Pct.	FT	Pct.
2015-16*	31-0	282-9.1	15-55	.273	7-26	.269	30-44	.682
2017-18	27-25	635-23.5	40-120	.333	17-49	.347	40-56	.714
2018-19	24-0	382-15.9	38-81	.469	18-48	.375	25-37	.676
<b>TOTALS</b>	<b>51-25</b>	<b>1017-19.9</b>	<b>78-201</b>	<b>.388</b>	<b>35-97</b>	<b>.361</b>	<b>65-93</b>	<b>.699</b>

#### REBOUNDS

Season	O-D-REB-AVG.	PF-DQ	AST	TO	BLK	STL	PTS-PPG
2015-16*	2-22-24-0.8	41-0	36	14	1	7	67-2.2
2017-18	8-35-43-1.6	54-1	81	56	1	12	137-5.1
2018-19	7-23-30-1.3	27-0	35	28	0	15	119-5.0
<b>TOTALS</b>	<b>15-58-73-1.4</b>	<b>81-1</b>	<b>116</b>	<b>84</b>	<b>1</b>	<b>27</b>	<b>256-5.0</b>

\*at Toledo | TOTALS only reflect IUPUI totals



### BRANDON KENYON

# #11

**Freshman | Forward/Center**  
**6-10 | 225**  
**Caledonia, Ontario**  
**RISE Prep**

**Birthdate:** February 18, 1999 (age 19)  
**Major:** Criminal Justice

#### QUICK NOTES

First Canadian-born IUPUI player since 1998-1999 (Shaun Clarke), however Clarke red-shirted his lone season and never appeared in a game for the Jaguars... was a teammate of Duke's R.J. Barrett and Florida guard Andrew Nembhard while playing for the 17U Nike EYBL UPLAY Canada program... is one of 119 Canadians playing Division I basketball this season, 77 of whom are Ontario natives.

#### CAREER/SEASON HIGHS

CAREER HIGH	CATEGORY	SEASON HIGH
8 vs. IU Kokomo (12/6/18)	PTS	8 vs. IU Kokomo (12/6/18)
4 vs. IU Northwest (12/12/18)	REB	4 vs. IU Northwest (12/12/18)
1 vs. IU Kokomo (12/6/18)	AST	1 vs. IU Kokomo (12/6/18)
3 vs. IU Kokomo (12/6/18)	FG	3 vs. IU Kokomo (12/6/18)
6 vs. IU Kokomo (12/6/18)	FGA	6 vs. IU Kokomo (12/6/18)
---	3FG	---
2 vs. IU Kokomo (12/6/18)	3FGA	2 vs. IU Kokomo (12/6/18)
3 at Xavier (11/6/18)	FT	3 at Xavier (11/6/18)
3 at Xavier (11/6/18)	FTA	3 at Xavier (11/6/18)
1 - 2x	STL	1 - 2x
1 - 2x	BLK	1 - 2x
16 at Xavier (11/6/18)	MIN	16 at Xavier (11/6/18)

#### GAME-BY-GAME

Opponent	MIN	FG	3FG	FT	O-D-T	PF	A	TO	B	S	PTS
at Xavier	16	2-5	0-1	3-3	0-1-1	5	0	1	0	0	7
E. Illinois	3	0-0	0-0	0-0	0-0-0	0	0	0	1	0	0
at Boston Coll.					DID NOT PLAY						
at Richmond					DID NOT PLAY						
vs. St. Francis	2	0-1	0-0	1-2	0-2-2	0	0	0	0	1	1
vs. Grambling	1	0-0	0-0	0-0	0-0-0	0	0	0	0	0	0
Bradley					DID NOT PLAY						
Ball State					DID NOT PLAY						
IU Kokomo	10	3-6	0-2	2-2	0-1-1	1	1	0	1	0	8
IU Northwest	9	1-3	0-0	0-2	2-2-4	0	0	0	0	1	2
W. Illinois					DID NOT PLAY						
at Purdue FW					DID NOT PLAY						
at Morehead St.					DID NOT PLAY						
at N. Kentucky					DID NOT PLAY						
at Wright St.					DID NOT PLAY						
at UIC					DID NOT PLAY						
Cleveland St.	1	0-1	0-1	0-0	0-0-0	0	0	0	0	0	0
Y'town St.					DID NOT PLAY						
at Green Bay					DID NOT PLAY						
at Milwaukee					DID NOT PLAY						
Oakland					DID NOT PLAY						
Det. Mercy					DID NOT PLAY						
N. Kentucky					DID NOT PLAY						
Wright St.					DID NOT PLAY						
UIC											
at Y'town St.											
at Cleveland St.											
Milwaukee											
Green Bay											
at Det. Mercy											
at Oakland											

\* denotes starter

#### CAREER STATS

Season	GP-GS	MIN-Avg	FG	Pct.	3FG	Pct.	FT	Pct.
2018-19	7-0	42-6.0	6-16	.375	0-4	.000	6-9	.667
<b>TOTALS</b>	<b>7-0</b>	<b>42-6.0</b>	<b>6-15</b>	<b>.375</b>	<b>0-4</b>	<b>.000</b>	<b>6-9</b>	<b>.667</b>

#### REBOUNDS

Season	O-D-REB-AVG.	PF-DQ	AST	TO	BLK	STL	PTS-PPG
2018-19	2-6-8-1.1	6-1	1	1	2	2	18-2.6
<b>TOTALS</b>	<b>2-6-8-1.1</b>	<b>6-1</b>	<b>1</b>	<b>1</b>	<b>2</b>	<b>2</b>	<b>18-2.6</b>

## PLAYER BIOS



### AHMED ISMAIL

# #15

**Senior | Center**  
**7-1 | 260**  
**Cairo, Egypt**  
**Nakhas Zagazig (Colby C.C./Manhattan)**

**Birthdate:** January 21, 1995 (age 24)  
**Major:** General Studies

#### QUICK NOTES

Oldest player on the team... tallest player in IUPUI history at 7-foot-1... began his college career at Colby [Kan.] Community College before playing the 2016-17 season at Manhattan where he averaged 3.9 points and 4.9 rebounds per game... one of four Egypt natives playing Division I basketball this season (Omar El-Sheikh/Fairfield, Karim Sameh Azab/Memphis & Ehab Amin/Oregon)... oldest player on the team will turn 24 in January... just the second 7-footer in program history, joining Bill Van Senus (2003-2008).

#### CAREER/SEASON HIGHS

CAREER HIGH	CATEGORY	SEASON HIGH
17 vs. Western Illinois (12/15/18)	PTS	17 vs. Western Illinois (12/15/18)
10 vs. Grambling (11/24/18)	REB	10 vs. Grambling (11/24/18)
3 - 2x	AST	3 - 2x
6 - 2x	FG	6 - 2x
9 vs. Grambling (11/24/18)	FGA	9 vs. Grambling (11/24/18)
1 - 2x	3FG	1 - 2x
1 - 3x	3FGA	1 - 3x
6 vs. Western Illinois (12/15/18)	FT	6 vs. Western Illinois (12/15/18)
8 vs. Western Illinois (12/15/18)	FTA	8 vs. Western Illinois (12/15/18)
1 - 3x	STL	1 - 3x
2 vs. Bradley (11/28/18)	BLK	2 vs. Bradley (11/28/18)
26 vs. Grambling (11/24/18)	MIN	26 vs. Grambling (11/24/18)

#### GAME-BY-GAME

Opponent	MIN	FG	3FG	FT	O-D-T	PF	A	TO	B	S	PTS
at Xavier*	18	0-0	0-0	3-4	1-5-6	4	0	2	0	0	3
E. Illinois	5	0-2	0-0	1-2	2-2-4	4	0	1	1	0	1
at Boston Coll.	7	0-1	0-0	0-0	0-0-0	5	1	1	0	0	0
at Richmond	12	0-1	0-0	1-2	0-2-2	2	0	3	0	0	1
vs. St. Francis	15	2-4	0-0	1-2	1-2-3	2	1	2	1	0	5
vs. Grambling	26	6-9	0-0	4-4	4-6-10	4	3	1	0	0	16
Bradley	22	5-7	0-0	3-5	0-5-5	3	1	0	2	1	13
Ball State	12	2-2	0-0	3-4	1-1-2	5	0	4	0	0	7
IU Kokomo	13	5-8	0-0	4-5	1-7-8	0	0	2	0	0	14
IU Northwest	14	3-5	0-0	3-6	1-2-3	2	0	3	1	0	9
W. Illinois	17	5-7	1-1	6-8	3-6-9	3	2	1	1	0	17
at Purdue FW	21	0-2	0-0	0-0	0-5-5	4	0	1	1	0	0
at Morehead St.	18	1-3	0-0	2-3	2-4-6	2	0	2	0	0	4
at N. Kentucky	25	5-7	0-0	1-3	1-4-5	4	0	1	0	0	11
at Wright St.	16	3-5	0-1	4-5	2-1-3	1	0	4	0	0	10
at UIC	14	0-3	0-0	1-2	3-3-6	2	0	0	1	0	1
Cleveland St.	20	6-7	0-0	1-3	2-3-5	1	3	1	1	1	13
Y'town St.	14	3-8	0-0	3-4	4-3-7	0	1	0	0	0	9
at Green Bay	9	1-1	0-0	0-0	4-1-5	3	1	1	0	0	2
at Milwaukee	14	2-5	0-0	0-0	2-1-3	0	1	0	0	0	4
Oakland	9	2-3	0-0	0-0	4-1-5	3	0	2	1	0	4
Det. Mercy	14	1-1	0-0	0-0	1-1-2	5	0	0	1	1	2
N. Kentucky	15	3-3	1-1	0-0	0-0-0	4	0	1	0	0	7
Wright St.	14	3-4	0-0	1-1	2-0-2	5	1	1	1	0	7
UIC											
at Y'town St.											
at Cleveland St.											
Milwaukee											
Green Bay											
at Det. Mercy											
at Oakland											

\* denotes starter

#### CAREER STATS

Season	GP-GS	MIN-Avg	FG	Pct.	3FG	Pct.	FT	Pct.
2016-17*	30-19	483-16.1	42-82	.512	1-4	.250	32-52	.615
2018-19	24-1	364-15.2	58-98	.592	2-3	.667	42-63	.667
<b>TOTALS</b>	<b>24-1</b>	<b>364-15.2</b>	<b>58-98</b>	<b>.592</b>	<b>2-3</b>	<b>.667</b>	<b>42-63</b>	<b>.667</b>

#### REBOUNDS

Season	O-D-REB-AVG.	PF-DQ	AST	TO	BLK	STL	PTS-PPG
2016-17*	49-95-144-4.8	99-7	8	47	32	7	117-3.9
2018-19	41-65-106-4.4	68-4	15	34	12	3	160-6.7
<b>TOTALS</b>	<b>41-65-106-4.4</b>	<b>68-4</b>	<b>15</b>	<b>34</b>	<b>12</b>	<b>3</b>	<b>160-6.7</b>

\*at Manhattan / TOTALS only reflect IUPUI totals



### D.J. McCALL

# #22

**Senior | Guard**  
**6-6 | 190**  
**Fort Wayne, Ind.**  
**Concordia Lutheran**

**Birthdate:** October 23, 1995 (age 23)  
**Major:** Masters in Applied Data Science

#### QUICK NOTES

Completed his undergraduate work in Informatics in three years and is now pursuing his Master's degree in Applied Data Science/Sports Analytics... mentors high school students in the Informatics Diversity-Enhanced Workforce (iDEW) program... voted Academic All-Horizon League as a junior... named to the Niagara Regional All-Tournament Team of the Fort Myers Tip-Off earlier this season... was an Indiana All-Star at the close of his high school career... helped his high school team to a Class 3A state runner-up finish in 2013.

#### CAREER/SEASON HIGHS

CAREER HIGH	CATEGORY	SEASON HIGH
25 at Western Illinois (11/28/17)	PTS	18 - 2x
16 vs. Wright State (2/3/19)	REB	16 vs. Wright State (2/3/19)
7 vs. Marian (12/28/16)	AST	5 - 5x
9 at Western Illinois (11/28/17)	FG	7 vs. Oakland (1/24/19)
20 at Western Illinois (11/28/17)	FGA	14 vs. Oakland (1/24/19)
3 - 3x	3FG	1 - 5x
7 at Western Illinois (11/28/17)	3FGA	2 - 6x
9 vs. Wright State (2/23/18)	FT	8 at Green Bay (1/17/19)
11 vs. Wright State (2/23/18)	FTA	9 at Green Bay (1/17/19)
5 at Green Bay (1/17/19)	STL	5 at Green Bay (1/17/19)
2 vs. Detroit Mercy (1/16/18)	BLK	1 - 6x
38 at North Dakota State (2/19/15)	MIN	35 vs. Wright State (2/3/19)

#### GAME-BY-GAME

Opponent	MIN	FG	3FG	FT	O-D-T	PF	A	TO	B	S	PTS
at Xavier*	32	2-8	0-1	0-2	4-1-5	1	5	0	0	0	4
E. Illinois*	31	0-5	0-1	0-0	3-4-7	2	5	2	0	1	0
at Boston Coll.*	28	0-3	0-0	0-0	4-3-7	2	1	4	0	0	0
at Richmond*	30	5-6	0-0	1-2	2-4-6	4	1	2	0	1	11
vs. St. Francis*	32	5-8	0-0	2-2	1-1-2	1	1	1	0	3	12
vs. Grambling*	25	3-5	1-2	2-3	2-1-3	0	2	0	0	0	9
Bradley*	26	1-3	0-0	3-4	2-4-6	4	3	3	0	0	5
Ball State*	28	2-10	0-1	0-0	0-4-4	2	1	1	1	4	4
IU Kokomo*	23	3-4	1-1	2-3	3-7-10	2	5	3	1	1	9
IU Northwest*	21	3-4	0-0	3-3	0-4-4	1	2	5	0	1	9
W. Illinois*	29	1-4	0-2	0-2	2-5-7	3	2	0	1	0	2
at Purdue FW*	28	2-4	0-0	0-0	1-2-3	2	2	2	0	3	4
at Morehead St.*	25	2-6	0-1	0-1	0-3-3	1	3	1	0	2	4
at N. Kentucky*	20	1-4	0-0	0-0	2-4-6	2	1	1	1	1	2
at Wright St.*	31	1-2	0-0	0-0	1-7-8	3	2	2	0	0	2
at UIC*	33	2-6	0-0	3-4	2-3-5	2	0	3	0	1	7
Cleveland St.*	17	6-8	1-1	0-0	1-3-4	3	2	3	0	0	13
Y'town St.*	31	5-12	0-1	4-5	2-4-6	0	1	1	1	1	14
at Green Bay*	34	5-11	0-0	8-9	3-5-8	2	1	5	0	5	18
at Milwaukee*	26	4-6	1-2	4-5	3-2-5	3	2	1	0	2	13
Oakland*	34	7-14	0-2	4-6	5-4-9	2	5	2	0	2	18
Det. Mercy*	26	2-4	1-2	3-4	1-2-3	0	5	1	0	1	8
N. Kentucky*	31	2-5	0-2	2-2	1-4-5	2	2	4	0	2	6
Wright St.*	35	1-8	0-1	1-2	4-12-16	5	0	1	1	0	3
UIC											
at Y'town St.											
at Cleveland St.											
Milwaukee											
Green Bay											
at Det. Mercy											
at Oakland											

\* denotes starter


#### CAREER STATS

Season	GP-GS	MIN-Avg	FG	Pct.	3FG	Pct.	FT	Pct.
2014-15	31-15	664-21.4	52-124	.419	6-19	.316	39-61	.639
2016-17	32-22	678-21.2	51-120	.425	5-18	.278	45-77	.584
2017-18	29-27	799-27.6	70-173	.405	10-40	.250	53-74	.716
2018-19	24-24	676-28.2	65-150	.433	5-20	.250	42-59	.712
<b>TOTALS</b>	<b>116-88</b>	<b>2817-24.3</b>	<b>238-567</b>	<b>.420</b>	<b>26-97</b>	<b>.268</b>	<b>179-271</b>	<b>.661</b>

#### REBOUNDS

Season	O-D-REB-AVG.	PF-DQ	AST	TO	BLK	STL	PTS-PPG
2015-16	31-58-89-2.9	49-1	38	55	1	19	149-4.8
2016-17	66-95-161-5.0	71-0	48	41	8	22	152-4.8
2017-18	48-73-121-4.2	67-2	57	41	11	43	203-7.0
2018-19	49-93-142-5.9	49-1	54	48	6	31	177-7.4
<b>TOTALS</b>	<b>194-319-513-4.4</b>	<b>236-4</b>	<b>197</b>	<b>185</b>	<b>26</b>	<b>115</b>	<b>681-5.9</b>

## PLAYER BIOS



### GRANT WEATHERFORD #23

Sophomore | Guard  
6-2 | 185  
Cicero, Ind.  
Hamilton Heights (Purdue/Midland J.C.)

Birthdate: August 7, 1996 (age 22)  
Major: General Studies

#### QUICK NOTES

Began his college career by redshirting in 2015-16 at Purdue before transferring to Midland [Tex.] College for the 2016-17 season... was granted a clock extension in December 2018, effectively, making him a sophomore... comes from a family filled with athletes as brother Sterling is a redshirt freshman DB on the Miami (Ohio) football team, older sister Dakota played basketball at Evansville & Louisville and oldest brother Austin played basketball at Rose Hulman... also garnered D1 football interest as a WR (155 catches, 60 TDs in high school).

#### CAREER/SEASON HIGHS

CAREER HIGH	CATEGORY	SEASON HIGH
20 at Purdue Fort Wayne (12/18/18)	PTS	20 at Purdue Fort Wayne (12/18/18)
7 at Morehead State (12/21/18)	REB	7 at Morehead State (12/21/18)
6 - 2x	AST	6 - 2x
6 at Purdue Fort Wayne (12/18/18)	FG	6 at Purdue Fort Wayne (12/18/18)
10 - 2x	FGA	10 - 2x
1 - 5x	3FG	1 - 5x
2 - 3x	3FGA	2 - 3x
7 - 2x	FT	7 - 2x
8 vs. Western Illinois (12/15/18)	FTA	8 vs. Western Illinois (12/15/18)
4 vs. Detroit Mercy (1/26/19)	STL	4 vs. Detroit Mercy (1/26/19)
1 - 2x	BLK	1 - 2x
35 at Wright State (12/30/18)	MIN	35 at Wright State (12/30/18)

#### GAME-BY-GAME

Opponent	MIN	FG	3FG	FT	O-D-T	PF	A	TO	B	S	PTS
at Xavier*	26	3-7	0-1	2-2	0-2-2	3	1	3	0	1	8
E. Illinois*	25	5-5	1-1	3-4	0-1-1	5	4	4	0	0	14
at Boston Coll.*	30	1-4	0-1	2-3	0-3-3	3	3	2	0	1	4
at Richmond*	23	3-4	0-0	0-0	2-1-3	1	3	0	0	1	6
vs. St. Francis*	16	0-1	0-0	0-0	0-2-2	1	0	3	0	3	0
vs. Grambling*	30	2-2	0-0	2-2	1-1-2	4	5	1	0	2	6
Bradley*	33	2-4	0-1	4-7	0-2-2	3	2	1	0	2	8
Ball State*	28	2-3	1-1	4-6	2-3-5	3	0	1	0	0	9
IU Kokomo*	22	1-2	0-0	0-0	1-2-3	2	5	0	0	1	2
IU Northwest*	19	1-2	0-0	0-0	0-3-3	1	6	0	0	2	2
W. Illinois*	29	3-6	0-0	7-8	0-1-1	3	4	0	1	0	13
at Purdue FW*	31	6-10	1-2	7-7	1-5-6	3	3	1	0	2	20
at Morehead St.*	27	2-7	0-0	0-2	2-5-7	3	1	0	0	0	4
at N. Kentucky*	33	4-10	0-2	2-3	0-1-1	3	3	1	0	1	10
at Wright St.*	35	2-6	1-2	2-2	0-1-1	5	0	1	0	3	7
at UIC*	26	0-2	0-0	0-0	1-1-2	3	5	3	0	2	0
Cleveland St.*	21	1-2	1-1	0-0	2-1-3	5	2	4	0	1	3
Y'town St.*	30	3-3	0-0	5-6	3-3-6	4	3	4	0	1	11
at Green Bay*	27	2-5	0-0	0-0	0-5-5	1	3	2	0	0	4
at Milwaukee*	27	0-0	0-0	0-0	1-2-3	3	2	1	1	1	0
Oakland*	7	0-0	0-0	0-0	1-1-2	2	0	3	0	0	0
Det. Mercy*	24	1-2	0-1	0-0	1-2-3	2	6	0	0	4	2
N. Kentucky*	15	2-3	0-0	2-2	0-0-0	0	0	1	0	1	6
Wright St.*	28	1-4	0-0	0-2	2-2-4	4	3	1	0	2	2
UIC											
at Y'town St.											
at Cleveland St.											
Milwaukee											
Green Bay											
at Det. Mercy											
at Oakland											


\* denotes starter

#### CAREER STATS

Season	GP-GS	MIN-Avg	FG	Pct.	3FG	Pct.	FT	Pct.
2018-19	24-24	618-25.5	47-94	.500	5-13	.385	42-56	.750
<b>TOTALS</b>	<b>24-24</b>	<b>618-25.5</b>	<b>47-94</b>	<b>.500</b>	<b>5-13</b>	<b>.385</b>	<b>42-56</b>	<b>.750</b>

#### REBOUNDS

Season	O-D-REB-AVG.	PF-DQ	AST	TO	BLK	STL	PTS-PPG
2018-19	20-50-70-2.9	67-3	64	37	2	31	141-5.9
<b>TOTALS</b>	<b>20-50-70-2.9</b>	<b>67-3</b>	<b>64</b>	<b>37</b>	<b>2</b>	<b>31</b>	<b>141-5.9</b>



### EVAN HALL

# #24

Senior | Forward  
6-7 | 230  
Hindman, Ky.  
Knott County Central

Birthdate: August 10, 1996 (age 22)  
Major: Organizational Leadership & Supervision

#### QUICK NOTES

High school teammate of Camron Justice while at Knott County Central... made his lone career three in his collegiate debut, helping seal a road win at Indiana State (Nov. 13, 2015)... became the 15th in school history to collect 500 career rebounds, doing so at UIC on Jan. 4... is the fourth player in the program's Division I history to grab 200 offensive rebounds, joining a group that includes Don Carlisle, Brandon Cole and Jon Avery... won a national championship on the AAU circuit in 2014 with The Ville.

#### CAREER/SEASON HIGHS

CAREER HIGH	CATEGORY	SEASON HIGH
21 vs. Omaha (1/11/17)	PTS	18 at Boston College (11/14/18)
12 vs. Oakland (2/19/18)	REB	11 vs. Oakland (1/24/19)
7 vs. Detroit Mercy (1/26/19)	AST	7 vs. Detroit Mercy (1/26/19)
10 at Milwaukee (2/16/18)	FG	8 at Boston College (11/14/18)
16 at Boston College (11/14/18)	FGA	16 at Boston College (11/14/18)
1 at Indiana State (11/13/15)	3FG	---
1 at Indiana State (11/13/15)	3FGA	---
8 vs. Urbana (12/12/16)	FT	3 - 2x
9 - 2x	FTA	7 vs. Western Illinois (12/15/18)
4 vs. Ball State (12/1/18)	STL	4 vs. Ball State (12/1/18)
4 at Milwaukee (2/16/18)	BLK	3 - 3x
33 - 3x	MIN	33 - 2x

#### GAME-BY-GAME

Opponent	MIN	FG	3FG	FT	O-D-T	PF	A	TO	B	S	PTS
at Xavier											DID NOT PLAY
E. Illinois*	26	3-5	0-0	0-0	1-1-2	3	1	2	0	1	6
at Boston Coll.*	33	8-16	0-0	2-6	6-4-10	2	0	2	2	1	18
at Richmond*	27	5-7	0-0	3-6	2-3-5	2	2	3	2	0	13
vs. St. Francis*	23	7-9	0-0	1-4	0-8-8	2	1	5	1	0	15
vs. Grambling*	15	3-10	0-0	0-1	1-3-4	5	1	2	0	0	6
Bradley*	17	4-6	0-0	1-5	1-3-4	4	0	0	2	0	9
Ball State*	27	3-8	0-0	0-3	1-1-2	4	5	4	0	4	6
IU Kokomo*	17	3-8	0-0	1-2	4-2-6	3	0	1	2	0	7
IU Northwest*	17	4-6	0-0	0-2	3-3-6	3	1	3	3	0	8
W. Illinois*	23	4-8	0-0	2-7	2-3-5	2	0	2	1	1	10
at Purdue FW*	16	1-9	0-0	1-4	4-1-5	1	1	2	1	1	3
at Morehead St.*	15	4-9	0-0	1-2	4-4-8	4	1	2	1	0	9
at N. Kentucky*	15	3-6	0-0	0-0	0-3-3	5	0	2	0	1	6
at Wright St.*	24	6-11	0-0	1-2	2-2-4	4	0	1	0	0	13
at UIC*	26	4-12	0-0	1-2	2-3-5	3	4	3	0	1	9
Cleveland St.*	21	5-6	0-0	0-4	2-5-7	4	2	1	0	0	10
Y'town St.*	17	3-4	0-0	0-0	1-3-4	2	0	0	3	0	6
at Green Bay*	28	4-8	0-0	3-4	1-4-5	2	0	4	2	0	11
at Milwaukee*	32	3-9	0-0	0-0	1-4-5	1	3	1	3	1	6
Oakland*	33	5-9	0-0	1-4	4-7-11	1	1	1	2	0	11
Det. Mercy*	30	5-9	0-0	0-0	3-7-10	2	7	1	2	0	10
N. Kentucky*	29	7-10	0-0	0-2	3-4-7	2	4	1	0	3	14
Wright St.*	23	6-8	0-0	2-3	2-2-4	1	0	2	2	1	14
UIC											
at Y'town St.											
at Cleveland St.											
Milwaukee											
Green Bay											
at Det. Mercy											
at Oakland											

\* denotes starter

#### CAREER STATS

Season	GP-GS	MIN-Avg	FG	Pct.	3FG	Pct.	FT	Pct.
2015-16	23-11	383-16.7	50-97	.515	1-1	1.000	19-47	.404
2016-17	30-23	596-19.9	96-163	.589	0-0	.000	35-89	.393
2017-18	29-29	655-22.6	97-215	.451	0-0	.000	30-102	.294
2018-19	23-23	534-23.2	100-193	.518	0-0	.000	20-63	.317
<b>TOTALS</b>	<b>105-86</b>	<b>2168-20.6</b>	<b>343-668</b>	<b>.513</b>	<b>1-1</b>	<b>1.000</b>	<b>104-301</b>	<b>.346</b>

#### REBOUNDS

Season	O-D-REB-AVG.	PF-DQ	AST	TO	BLK	STL	PTS-PPG
2015-16	41-50-91-4.0	67-4	14	17	7	10	120-5.2
2016-17	73-83-156-5.2	83-1	14	40	24	16	227-7.6
2017-18	74-104-178-6.1	79-1	20	54	25	21	224-7.7
2018-19	50-80-130-5.7	62-2	34	45	29	15	220-9.6
<b>TOTALS</b>	<b>238-317-555-5.3</b>	<b>291-8</b>	<b>82</b>	<b>156</b>	<b>85</b>	<b>62</b>	<b>791-7.5</b>



## PLAYER BIOS



### TREVOR JOHNSON #25

**Junior | Guard**  
**6-2 | 170**  
**Flagstaff, Ariz.**  
**Flagstaff (Mesa C.C.)**

**Birthdate:** December 25, 1995 (age 22)  
**Major:** General Studies

#### QUICK NOTES

Joined the IUPUI program at the start of the spring semester in 2018 but wasn't eligible until the start of the 2018-19 season... was one of the top prep players in Arizona at Flagstaff High School, averaging 20 points, six assists, five boards and three steals per game in earning the state's Division II, Section One Player of the Year Award... started the Jaguars' exhibition game against Central State as D.J. McCall was sidelined due to a stomach ailment.

#### CAREER/SEASON HIGHS

CAREER HIGH	CATEGORY	SEASON HIGH
2 vs. IU Northwest (12/12/18)	PTS	2 vs. IU Northwest (12/12/18)
6 vs. IU Northwest (12/12/18)	REB	6 vs. IU Northwest (12/12/18)
3 vs. IU Northwest (12/12/18)	AST	3 vs. IU Northwest (12/12/18)
1 vs. IU Northwest (12/12/18)	FG	1 vs. IU Northwest (12/12/18)
2 - 2x	FGA	2 - 2x
---	3FG	---
1 - 2x	3FGA	1 - 2x
---	FT	---
---	FTA	---
---	STL	---
1 vs. IU Kokomo (12/6/18)	BLK	1 vs. IU Kokomo (12/6/18)
11 vs. IU Kokomo (12/6/18)	MIN	11 vs. IU Kokomo (12/6/18)

#### GAME-BY-GAME

Opponent	MIN	FG	3FG	FT	O-D-T	PF	A	TO	B	S	PTS
at Xavier					DID NOT PLAY						
E. Illinois					DID NOT PLAY						
at Boston Coll.					DID NOT PLAY						
at Richmond					DID NOT PLAY						
vs. St. Francis					DID NOT PLAY						
vs. Grambling	1	0-0	0-0	0-0	0-0-0	0	0	0	0	0	0
Bradley					DID NOT PLAY						
Ball State	1	0-0	0-0	0-0	0-0-0	0	0	0	0	0	0
IU Kokomo	11	0-2	0-1	0-0	0-1-1	0	1	0	1	0	0
IU Northwest	10	1-2	0-1	0-0	0-6-6	2	3	2	0	0	2
W. Illinois					DID NOT PLAY						
at Purdue FW					DID NOT PLAY						
at Morehead St.					DID NOT PLAY						
at N. Kentucky	1	0-0	0-0	0-0	0-0-0	0	0	0	0	0	0
at Wright St.					DID NOT PLAY						
at UIC					DID NOT PLAY						
Cleveland St.	2	0-1	0-0	0-0	0-0-0	0	0	1	0	0	0
Y'town St.					DID NOT PLAY						
at Green Bay					DID NOT PLAY						
at Milwaukee					DID NOT PLAY						
Oakland					DID NOT PLAY						
Det. Mercy					DID NOT PLAY						
N. Kentucky					DID NOT PLAY						
Wright St.					DID NOT PLAY						
UIC											
at Y'town St.											
at Cleveland St.											
Milwaukee											
Green Bay											
at Det. Mercy											
at Oakland											

\* denotes starter

#### CAREER STATS

Season	GP-GS	MIN-Avg	FG	Pct.	3FG	Pct.	FT	Pct.
2018-19	6-0	26-4.3	1-5	.200	0-2	.000	0-0	.000
<b>TOTALS</b>	<b>6-0</b>	<b>26-4.3</b>	<b>1-5</b>	<b>.200</b>	<b>0-2</b>	<b>.000</b>	<b>0-0</b>	<b>.000</b>

#### REBOUNDS

Season	O-D-REB-AVG.	PF-DQ	AST	TO	BLK	STL	PTS-PPG
2018-19	0-7-1.2	2-0	4	3	1	0	2-0.3
<b>TOTALS</b>	<b>0-7-1.2</b>	<b>2-0</b>	<b>4</b>	<b>3</b>	<b>1</b>	<b>0</b>	<b>2-0.3</b>



### ELYJAH GOSS #32

**Sophomore | Forward**  
**6-7 | 195**  
**Bolingbrook, Ill.**  
**Plainfield East**

**Birthdate:** April 28, 1998 (age 20)  
**Major:** Sports Management

#### QUICK NOTES

Late bloomer redshirted his first season at IUPUI and has taken over a starting role as a sophomore... early indications show that he'll be an elite rebounder in his second full season... was an honorable mention All-State selection as a senior at Plainfield (Ill.) East High School after racking up 16 double-doubles and shooting a school record 56 percent from the floor... is the only player in Plainfield East history to average a double-double for a full season.

#### CAREER/SEASON HIGHS

CAREER HIGH	CATEGORY	SEASON HIGH
16 vs. Cleveland State (1/10/19)	PTS	16 vs. Cleveland State (1/10/19)
13 vs. Cleveland State (1/10/19)	REB	13 vs. Cleveland State (1/10/19)
3 - 2x	AST	3 vs. Cleveland State (1/10/19)
6 - 2x	FG	6 - 2x
10 vs. Oakland (1/24/19)	FGA	10 vs. Oakland (1/24/19)
2 at Boston College (11/14/18)	3FG	2 at Boston College (11/14/18)
3 vs. Eastern Illinois (11/10/18)	3FGA	3 vs. Eastern Illinois (11/10/18)
6 vs. Cleveland State (1/10/19)	FT	6 vs. Cleveland State (1/10/19)
8 at Morehead State (12/21/18)	FTA	8 at Morehead State (12/21/18)
2 - 6x	STL	2 - 3x
4 vs. Oakland (1/24/19)	BLK	4 vs. Oakland (1/24/19)
33 - twice	MIN	33 - twice

#### GAME-BY-GAME

Opponent	MIN	FG	3FG	FT	O-D-T	PF	A	TO	B	S	PTS
at Xavier*	26	2-5	0-1	0-2	2-6-8	0	0	1	2	1	4
E. Illinois*	27	3-7	1-3	3-4	3-7-10	1	1	1	2	1	10
at Boston Coll.*	28	3-5	2-2	1-1	3-7-10	3	0	1	0	0	9
at Richmond*	21	3-7	1-2	1-2	0-6-6	2	1	1	2	2	8
vs. St. Francis*	26	1-4	0-1	3-4	1-10-11	2	1	1	0	0	5
vs. Grambling*	22	2-6	0-2	1-2	2-4-6	4	1	1	1	1	5
Bradley*	26	6-7	0-0	0-0	3-3-6	3	2	0	0	1	12
Ball State*	26	2-4	0-1	0-0	0-6-6	0	1	1	0	1	4
IU Kokomo*	18	4-6	0-0	5-5	1-2-3	3	0	1	2	0	13
IU Northwest*	18	4-4	0-0	1-1	0-3-3	2	0	1	0	1	9
W. Illinois*	30	6-9	1-1	0-0	2-8-10	0	1	0	2	0	13
at Purdue FW*	21	1-3	0-0	0-0	2-2-4	1	2	0	0	0	2
at Morehead St.*	33	3-6	0-1	5-8	6-3-9	0	0	0	2	1	11
at N. Kentucky*	17	2-3	0-0	2-4	0-2-2	2	2	0	1	1	6
at Wright St.*	17	1-3	0-0	0-0	2-5-7	1	1	2	0	0	2
at UIC*	33	2-4	0-0	1-2	2-9-11	3	1	2	1	1	5
Cleveland St.*	27	5-9	0-1	6-6	5-8-13	3	3	1	1	2	16
Y'town St.*	27	2-5	0-0	2-2	1-3-4	3	0	1	1	1	6
at Green Bay*	28	5-8	1-2	0-1	5-3-8	2	0	3	0	2	11
at Milwaukee*	26	1-3	0-1	1-2	2-6-8	2	0	1	1	0	3
Oakland*	32	3-10	0-2	0-0	3-7-10	3	0	2	4	1	6
Det. Mercy*	18	2-5	0-0	1-2	0-1-1	1	1	3	0	1	5
N. Kentucky*	32	1-2	0-1	3-4	1-2-3	2	1	0	1	0	5
Wright St.*	13	1-1	0-0	2-2	1-1-2	2	0	1	0	0	4
UIC											
at Y'town St.											
at Cleveland St.											
Milwaukee											
Green Bay											
at Det. Mercy											
at Oakland											

\* denotes starter


#### CAREER STATS

Season	GP-GS	MIN-Avg	FG	Pct.	3FG	Pct.	FT	Pct.
2017-18	30-0	414-13.8	41-93	.441	4-13	.308	22-29	.759
2018-19	24-24	592-24.7	65-126	.516	6-21	.286	38-54	.704
<b>TOTALS</b>	<b>54-24</b>	<b>1006-18.6</b>	<b>106-219</b>	<b>.484</b>	<b>10-34</b>	<b>.294</b>	<b>60-83</b>	<b>.723</b>

#### REBOUNDS

Season	O-D-REB-AVG.	PF-DQ	AST	TO	BLK	STL	PTS-PPG
2017-18	38-68-106-3.5	46-0	12	20	11	12	108-3.6
2018-19	47-114-161-6.7	44-0	20	25	21	18	174-7.3
<b>TOTALS</b>	<b>85-182-267-4.9</b>	<b>90-0</b>	<b>32</b>	<b>45</b>	<b>32</b>	<b>30</b>	<b>282-5.2</b>

## PLAYER BIOS



### DANIEL ALSTON

# #55

**Freshman | Guard**  
**6-0 | 175**  
**Champaign, Ill.**  
**Judah Christian**

**Birthdate:** May 5, 2000 (age 18)  
**Major:** Sports Management

#### QUICK NOTES

IUPUI's youngest player... non-scholarship addition was a two-year letterwinner at Judah Christian (Ill.) High School and averaged 17.4 points, 6.3 rebounds and 3.2 assists per game as a senior... first IUPUI player to wear No. 55 since 2012 when Christian Siakam donned the number... is just the third player in the program's Division I history to wear No. 55, joining Siakam and Herbert Lambert.

#### CAREER/SEASON HIGHS

CAREER HIGH	CATEGORY	SEASON HIGH
2 vs. IU Northwest (12/12/18)	PTS	2 vs. IU Northwest (12/12/18)
1 vs. Cleveland State (1/10/19)	REB	1 vs. Cleveland State (1/10/19)
---	AST	---
1 vs. IU Northwest (12/12/18)	FG	1 vs. IU Northwest (12/12/18)
2 vs. IU Northwest (12/12/18)	FGA	2 vs. IU Northwest (12/12/18)
---	3FG	---
1 vs. IU Northwest (12/12/18)	3FGA	1 vs. IU Northwest (12/12/18)
---	FT	---
---	FTA	---
---	STL	---
---	BLK	---
3 - 2x	MIN	3 - 2x

#### GAME-BY-GAME

Opponent	MIN	FG	3FG	FT	O-D-T	PF	A	TO	B	S	PTS
at Xavier					DID NOT PLAY						
E. Illinois					DID NOT PLAY						
at Boston Coll.					DID NOT PLAY						
at Richmond					DID NOT PLAY						
vs. St. Francis	1	0-0	0-0	0-0	0-0-0	0	0	0	0	0	0
vs. Grambling					DID NOT PLAY						
Bradley					DID NOT PLAY						
Ball State					DID NOT PLAY						
IU Kokomo	3	0-0	0-0	0-0	0-0-0	0	0	1	0	0	0
IU Northwest	3	1-2	0-1	0-0	0-0-0	0	0	0	0	0	2
W. Illinois					DID NOT PLAY						
at Purdue FW					DID NOT PLAY						
at Morehead St.					DID NOT PLAY						
at N. Kentucky					DID NOT PLAY						
at Wright St.					DID NOT PLAY						
at UIC					DID NOT PLAY						
Cleveland St.	1	0-0	0-0	0-0	0-1-1	0	0	1	0	0	0
Y'town St.					DID NOT PLAY						
at Green Bay					DID NOT PLAY						
at Milwaukee					DID NOT PLAY						
Oakland					DID NOT PLAY						
Det. Mercy					DID NOT PLAY						
N. Kentucky					DID NOT PLAY						
Wright St.					DID NOT PLAY						
UIC					DID NOT PLAY						
at Y'town St.					DID NOT PLAY						
at Cleveland St.					DID NOT PLAY						
Milwaukee					DID NOT PLAY						
Green Bay					DID NOT PLAY						
at Det. Mercy					DID NOT PLAY						
at Oakland					DID NOT PLAY						

\* denotes starter

#### CAREER STATS

Season	GP-GS	MIN-Avg	FG	Pct.	3FG	Pct.	FT	Pct.
2018-19	4-0	8-2.0	1-2	.500	0-1	.000	0-0	.000
<b>TOTALS</b>	<b>4-0</b>	<b>8-2.0</b>	<b>1-2</b>	<b>.000</b>	<b>0-1</b>	<b>.000</b>	<b>0-0</b>	<b>.000</b>

#### REBOUNDS

Season	O-D-REB-AVG.	PF-DQ	AST	TO	BLK	STL	PTS-PPG
2018-19	0-1-0.3	0-0	0	2	0	0	2-0.5
<b>TOTALS</b>	<b>0-1-0.3</b>	<b>0-0</b>	<b>0</b>	<b>2</b>	<b>0</b>	<b>0</b>	<b>2-0.5</b>

## 2018-2019 REDSHIRTS (DIVISION I TRANSFERS)



### MARCUS BURK

# #14

**Junior | Guard**  
**6-3 | 205**  
**Indianapolis, Ind.**  
**Franklin Central (Campbell)**

**Birthdate:** September 27, 1997 (age 21)  
**Major:** General Studies

#### QUICK NOTES

Will have two years of eligibility remaining after coming to IUPUI from Campbell... averaged 15.1 points per game as a sophomore while draining 91 3's... made 158 3's in his two seasons for the Camels at a 41 percent clip... was named to the Indianapolis Star Super Team after his senior year at Franklin Central saw him average 25.3 points and 5.7 rebounds a game.

#### CAREER STATS

Season	GP-GS	MIN-Avg	FG	Pct.	3FG	Pct.	FT	Pct.
2016-17*	36-12	754-20.9	96-224	.429	67-167	.401	29-37	.784
2017-18*	32-31	1013-31.7	171-345	.496	91-221	.412	51-60	.850
<b>TOTALS*</b>	<b>68-43</b>	<b>1767-26.0</b>	<b>267-569</b>	<b>.469</b>	<b>158-388</b>	<b>.407</b>	<b>80-97</b>	<b>.825</b>

#### REBOUNDS

Season	O-D-REB-AVG.	PF-DQ	AST	TO	BLK	STL	PTS-PPG
2016-17*	9-78-87-2.4	51-0	28	25	3	17	288-8.0
2017-18*	19-97-116-3.6	56-1	38	43	8	40	484-15.1
<b>TOTALS*</b>	<b>28-175-203-3.0</b>	<b>107-1</b>	<b>66</b>	<b>68</b>	<b>11</b>	<b>57</b>	<b>772-11.4</b>

\*at Campbell



### JAMIL JACKSON

# #1

**Junior | Guard/Forward**  
**6-6 | 190**  
**Minneapolis, Minn.**  
**Minneapolis North (Williston St./Southern Utah)**

**Birthdate:** March 5, 1998 (age 20)  
**Major:** Informatics

#### QUICK NOTES

Will have at least two years of eligibility remaining beginning next season... was limited to five games as a sophomore at Southern Utah, where he averaged 2.8 points per game before being shutdown due to injury... played at Williston State [N.D.] College as a freshman, earning honorable mention All-America honors after leading the team in scoring (16.3 ppg) and rebounding (6.4 rpg) and shooting 48 percent overall and 41 percent from deep.

#### CAREER STATS

Season	GP-GS	MIN-Avg	FG	Pct.	3FG	Pct.	FT	Pct.
2017-18*	5-0	71-14.2	6-14	.429	0-3	.000	2-2	1.000
<b>TOTALS*</b>	<b>5-0</b>	<b>71-14.2</b>	<b>6-14</b>	<b>.429</b>	<b>0-3</b>	<b>.000</b>	<b>2-2</b>	<b>1.000</b>

#### REBOUNDS

Season	O-D-REB-AVG.	PF-DQ	AST	TO	BLK	STL	PTS-PPG
2017-18*	1-1-2-0.4	9-1	5	3	1	2	14-2.8
<b>TOTALS*</b>	<b>1-1-2-0.4</b>	<b>9-1</b>	<b>5</b>	<b>3</b>	<b>1</b>	<b>2</b>	<b>14-2.8</b>

\*at Southern Utah

## TEAM IMPACT - CAYDEN BARINGER



### CAYDEN BARINGER

**Nickname:** Cay Jax  
**Dream Vacation Destination:** China  
**Favorite Movie:** Matilda  
**Favorite Food:** Cereal  
**Favorite Athlete:** Steph Curry  
**Super Power You'd Love to Have:** Read Minds

#### QUICK NOTES

Through a partnership with Team IMPACT, 9-year old **Cayden Baringer** signed with the IUPUI basketball team on Dec. 19, 2018 at a ceremony at the IUPUI Athletics Offices. Baringer, a Carmel-native, was diagnosed with Leukodystrophy in 2017. Leukodystrophies are a group of rare, progressive, metabolic, genetic diseases that affect the brain, spinal cord and often the peripheral nerves. Each type of leukodystrophy is caused by a specific gene abnormality that leads to abnormal development or destruction of the white matter (myelin sheath) of the brain. Cayden, his mother Cara, and brothers Liam and Lucas, will be frequent guests to IUPUI games, practices and team events now that he's officially signed with the program.

## CHART WATCHING

### Career Rebounds

	Name	Reb.	Year(s)
1.)	Don Carlisle	769	1997-01
2.)	Brandon Cole	703	2002-06
	Jesse Bingham	703	1985-89
4.)	Charles Price	688	1997-02
5.)	Alex Young	668	2008-12
6.)	Tony Long	639	1987-91
7.)	Billy Pettiford	632	2006-10
8.)	Eric McKay	623	1982-85
9.)	Marcellus Barksdale	593	2011-16
10.)	Dale Taylor	580	1975-77
11.)	Troy Fitts	568	1975-77
12.)	<b>Evan Hall</b>	<b>555</b>	<b>2015-pres.</b>
13.)	George Hill	547	2004-08
14.)	Jon Avery	544	2006-10
15.)	Jeff Roach	535	1985-88
16.)	<b>D.J. McCall</b>	<b>513</b>	<b>2014-pres.</b>
17.)	Donovan Gibbs	482	2010-14

### Career Blocked Shots

	Name	Blk.	Year(s)
1.)	Charles Price	165	1997-02
2.)	David Dickey	118	1994-98
3.)	Robert Glenn	100	2008-10
4.)	Alex Young	89	2008-12
5.)	Mitch Patton	88	2010-14
6.)	<b>Evan Hall</b>	<b>85</b>	<b>2015-pres.</b>
7.)	Billy Pettiford	83	2006-10
8.)	Jon Avery	82	2006-10
9.)	Angelo Smith	71	2005-07
10.)	Marcellus Barksdale	66	2011-16
11.)	James Booyer	64	2003-05
	Don Carlisle	64	1997-01
	Anthony Winburn	64	1995-97

### Consecutive Double-Digit Scoring Gms.

#### (D1 era / 1998-present)

	Name	No.	Year(s)
1.)	George Hill	29	2007-08
2.)	Alex Young	26	2010-12
	2010-11 (24 straight) + 2011-12 (2 straight)		
3.)	<b>Camron Justice</b>	<b>23</b>	<b>2018-19</b>
4.)	Alex Young	22	2011-12
	Odell Bradley	22	2002-04
	2002-03 (12 straight) + 2003-04 (10 straight)		
6.)	Matt O'Leary	19	2016-17
	Leroy Nobles	19	2010-11
	Alex Young	19	2009-10
9.)	Robert Glenn	17	2008-10
	2008-09 (11 straight) + 2009-10 (6 straight)		
	Austin Montgomery	17	2006-08
	2006-07 (4 straight) + 2007-08 (13 straight)		
11.)	Robert Glenn	16	2009-10
12.)	Ian Chiles	15	2013-14
13.)	Don Carlisle	13	1999-01
	1999-00 (3 straight) + 2000-01 (10 straight)		
14.)	Alex Young	12	2010-11
	Brandon Cole	12	2005-06
	Odell Bradley	12	2003-04

### Games of 20+ Points Scored (single-season / D1 era)

	Name	No.	Year(s)
1.)	George Hill	20	2007-08
2.)	Alex Young	19	2011-12
	Odell Bradley	19	2003-04
4.)	Robert Glenn	18	2009-10
5.)	Alex Young	17	2010-11
	George Hill	17	2005-06
7.)	Leroy Nobles	15	2010-11
8.)	Alex Young	14	2009-10
9.)	<b>Camron Justice</b>	<b>13</b>	<b>2018-19</b>

## THE LAST MEETING

### IUPUI 66 • 9-7, 1-2 HL

#	Player		Total		3-Ptr		Rebounds			PF	TP	A	TO	Blk	Stl	Min		
			FG-FA	FG-FGA	FT-FTA	Off	Def	Tot										
24	HALL, Evan	f	4-12	0-0	1-2	2	3	5	3	9	4	3	0	1	26			
32	GOSS, Elijah	f	2-4	0-0	1-2	2	9	11	3	5	1	2	1	1	33			
05	JUSTICE, Camron	g	9-18	6-9	6-6	1	3	4	1	30	2	4	0	2	33			
22	McCALL, D.J.	g	2-6	0-0	3-4	2	3	5	2	7	0	3	0	1	33			
23	WEATHERFORD, Grant	g	0-2	0-0	0-0	1	1	2	3	0	5	3	0	2	26			
00	MINNETT, Jaylen		2-4	2-3	6-7	0	3	3	3	12	0	2	0	0	17			
04	HANSEN, Jack		0-0	0-0	0-0	0	0	0	0	0	0	0	0	0	4			
10	ROGERS, Nick		1-3	0-1	0-0	0	1	1	2	2	0	1	0	1	14			
15	ISMAIL, Ahmed		0-3	0-0	1-2	3	3	6	2	1	0	0	1	0	14			
Team						2	3	5					2					
Totals						20-52	8-13	18-23	13	29	42	19	66	12	20	2	8	200
FG % 1st Half: 10-26 38.5%			2nd half: 10-26 38.5%			Game: 20-52 38.5%			Deadball Rebounds 3									
3FG % 1st Half: 4-6 66.7%			2nd half: 4-7 57.1%			Game: 8-13 61.5%												
FT % 1st Half: 5-5 100.0			2nd half: 13-18 72.2%			Game: 18-23 78.3%												

### UIC 64 • 7-9, 1-2 HL

#	Player		Total		3-Ptr		Rebounds			PF	TP	A	TO	Blk	Stl	Min	
			FG-FA	FG-FA	FT-FTA	Off	Def	Tot									
02	Michael Diggins	f	0-1	0-0	1-2	1	0	1	2	1	0	2	0	0	7		
22	Rob Howard	f	2-5	0-1	0-0	0	3	3	2	4	0	1	4	2	24		
01	Marcus Ottey	g	5-14	2-6	3-4	0	2	2	2	15	1	3	0	0	32		
04	Tarkus Ferguson	g	5-14	3-10	2-3	0	7	7	4	15	7	3	2	2	35		
25	Godwin Boahen	g	6-12	6-12	0-0	1	3	4	2	18	4	1	1	2	39		
03	Jacob Wiley		0-0	0-0	4-7	2	2	4	2	4	2	2	1	2	20		
13	Jordan Blount		2-5	0-0	0-0	0	1	1	5	4	2	2	2	1	22		
20	Jamie Ahale		1-2	1-2	0-0	1	1	2	0	3	1	0	0	1	14		
35	Travell Washington		0-2	0-1	0-0	2	0	2	1	0	0	0	0	0	7		
Team						2	2	4									
Totals				21-55	12-32	10-16	9	21	30	20	64	17	14	10	10	200	
FG % 1st Half: 8-29 27.6%			2nd half: 13-26 50.0%			Game: 21-55 38.2%									Deadball Rebounds 2		
3FG % 1st Half: 6-17 35.3%			2nd half: 6-15 40.0%			Game: 12-32 37.5%											
FT % 1st Half: 3-5 60.0%			2nd half: 7-11 63.6%			Game: 10-16 62.5%											

Officials: John Floyd, Bobby Daw, Kelly Pfeifer  
Technical fouls: IUPUI-None. UIC-None.  
Attendance: 2077

Score by periods	1st	2nd	Total
IUPUI	29	37	66
UIC	25	39	64

Last FG - IUPUI 2nd-01:55, UIC 2nd-00:10.  
Largest lead - IUPUI by 11 1st-11:16, UIC by 4 2nd-17:41.  
IUPUI led for 35:17. UIC led for 02:28. Game was tied for 02:15.

	In Point	Off T/O	2nd Chance	Fast Break	Bench
IUPUI	20	9	8	8	15
UIC	18	16	3	14	11

Score tied - 4 times.  
Lead changed - 4 times.

### JUSTICE TALLIES CAREER-HIGH 30 IN NATIONALLY TELEVIEWED WIN AT UIC

**CHICAGO** - IUPUI junior Camron Justice pumped in a career-high 30 points, including six triples, as the Jaguars staved off host UIC (7-9, 1-2 HL) inside Credit Union 1 Pavilion in front of a national television audience on Friday night (Jan. 4). Justice connected on 6-of-9 treys and all six of his free throw attempts as IUPUI (9-7, 1-2 HL) stopped a four-game losing streak and captured a first-ever win over UIC.

"We needed this one," head coach Jason Gardner said. "We came out and jumped on them, knowing full well that they were going to fire back at us. That's what I like about this team though, they've got a lot of fight. We got down early in the second half and didn't really panic. We stuck to what was working and that was getting Cam the ball and getting him some open looks. Some of the other guys like Evan and D.J. and Elyjah came up with some big buckets when we needed them too. This was a total team win. We know that winning on the road isn't easy and you can't take anything for granted, but tonight, we were tough and we were lucky some too."

IUPUI led 60-52 with 1:55 left when Justice drilled a stepback three from the right wing, putting the Jags in prime position for a win. However, IUPUI miscues helped UIC rattle off seven straight points in the next 61 seconds, setting up a frenetic finish. UIC's Tarkus Ferguson drilled a trey and IUPUI handed the ball back over with a turnover, leading to Ottey drawing a foul and splitting a pair of free throws. IUPUI threw the ball away on the ensuing inbounds and Ottey swished a corner trey to make it a one-point game.

However, IUPUI did enough in a tense final minute, including hitting 6-of-8 free throws, including a final connection from Elyjah Goss with just more than three seconds to play. Ferguson had a contested hoist from near midcourt clang off the backboard and front of the rim as the final horn sounded.

## 2018-2019 IUPUI JAGUARS BASKETBALL

# LAST FOUR BOX SCORES

## GAME #21 • IUPUI 73, OAKLAND 71 (INDIANA FARMERS COLISEUM)

Oakland 71 • 9-12, 5-3 HL

#	Player	Total		3-Ptr		Rebounds			PF	TP	A TO Blk Stl					Min
		FG-FGA	FG-FGA	FT-FTA	Off Def Tot	PF	TP	A TO Blk Stl								
14	Xavier Hill-Mais	f	5-12	1-4	0-1	2 9 11	2	11	3	4	1	1	37			
13	Brad Brechting	c	5-9	0-1	0-0	4 1 5	2	10	0	3	0	1	26			
01	Braden Norris	g	2-8	2-7	1-2	1 2 3	5	7	3	3	0	5	39			
02	Tray Maddox Jr.	g	8-14	4-7	1-2	0 1 1	2	21	4	4	0	2	27			
21	Jaevin Cumberland	g	7-20	4-13	0-0	0 4 4	4	18	1	0	0	0	38			
04	Stan Scott		0-1	0-0	0-0	1 0 1	0	0	0	1	0	2	1			
10	Karmari Newman		1-5	1-4	0-0	0 2 2	2	3	0	0	0	1	18			
22	James Beck		0-1	0-0	1-2	3 2 5	3	1	1	0	1	0	12			
24	Kenny Pittman Jr.		0-0	0-0	0-0	1 0 1	0	0	0	1	0	0	2			
Team					3 1 4											
Totals			28-70	12-36	3-7	15 22 37	20	71	12	16	2	12	200			
FG % 1st Half: 12-30		40.0%	2nd half: 16-40		40.0%	Game: 28-70		40.0%	Deadball		Rebounds		1,2			
3FG % 1st Half: 6-18		33.3%	2nd half: 6-18		33.3%	Game: 12-36		33.3%								
FT % 1st Half: 2-4		50.0%	2nd half: 1-3		33.3%	Game: 3-7		42.9%								

IUPUI 73 • 12-9, 4-4 HL

#	Player	Total		3-Ptr		Rebounds			PF	TP	A TO Blk Stl					Min
		FG-FGA	FG-FGA	FT-FTA	Off Def Tot	PF	TP	A TO Blk Stl								
24	HALL, Evan	f	5-9	0-0	1-4	4 7 11	1	11	1	1	2	0	33			
32	GOSS, Elyjah	f	3-10	0-2	0-0	3 7 10	3	6	0	2	4	1	32			
05	JUSTICE, Camron	g	5-11	4-7	4-6	0 3 3	1	18	4	4	0	3	35			
22	McCALL, D.J.	g	7-14	0-2	4-6	5 4 9	2	18	5	2	0	2	34			
23	WEATHERFORD, Grant	g	0-0	0-0	0-0	1 1 2	2	0	0	3	0	0	7			
00	MINNETT, Jaylen		5-12	2-8	1-1	0 3 3	1	13	1	3	0	3	26			
04	HANSEN, Jack		0-1	0-1	0-0	0 0 0	0	0	0	0	0	0	3			
10	ROGERS, Nick		0-3	0-1	3-6	0 2 2	0	3	3	0	0	1	21			
15	ISMAIL, Ahmed		2-3	0-0	0-0	4 1 5	3	4	0	2	1	0	9			
Team					1 1 2											
Totals			27-63	6-21	13-23	18 29 47	13	73	14	18	7	10	200			
FG % 1st Half: 10-30		33.3%	2nd half: 17-33		51.5%	Game: 27-63		42.9%	Deadball		Rebounds		4,1			
3FG % 1st Half: 3-12		25.0%	2nd half: 3-9		33.3%	Game: 6-21		28.6%								
FT % 1st Half: 3-4		75.0%	2nd half: 10-19		52.6%	Game: 13-23		56.5%								

Officials: Jason Mirabito,Rob Kueneman,Chris Beaver  
Technical fouls: Oakland-None. IUPUI-None.  
Attendance: 2285

Score by periods	1st	2nd	Total
Oakland	32	39	71
IUPUI	26	47	73

Last FG - OAK 2nd-00:00, IUPUI 2nd-02:19.  
Largest lead - OAK by 6 1st-16:39, IUPUI by 12 2nd-04:56.  
OAK led for 12:00. IUPUI led for 20:49. Game was tied for 07:11.

Points	In Paint	Off T/O	2nd Chance	Fast Break	Bench
OAK	30	28	13	8	4
IUPUI	40	16	20	15	20

Score tied - 9 times.  
Lead changed - 7 times.

## GAME #22 • IUPUI 80, DETROIT MERCY 65 (INDIANA FARMERS COLISEUM)

Detroit Mercy 65 • 8-13, 5-4 HL

#	Player	Total		3-Ptr		Rebounds			PF	TP	A TO Blk Stl					Min
		FG-FGA	FG-FGA	FT-FTA	Off Def Tot	PF	TP	A TO Blk Stl								
14	Derrien King	f	1-4	1-3	0-0	0 0 0	0	3	1	2	0	0	16			
25	Gerald Blackshear	f	2-2	0-0	1-3	1 2 3	2	5	0	1	0	1	18			
41	Willy Isiani	f	6-13	6-13	2-2	0 1 1	1	20	0	3	0	0	28			
01	Marquis Moore	g	0-2	0-1	0-0	1 6 7	1	0	1	1	0	1	28			
23	Josh McFolley	g	8-13	2-6	1-2	0 3 3	4	19	5	5	0	2	36			
04	Jacob Holland		0-0	0-0	0-0	0 0 0	0	0	0	1	0	0	6			
10	Boe Nguidjol		0-0	0-0	0-0	0 1 1	0	0	0	0	0	2	6			
11	Cole Long		0-1	0-0	0-0	0 0 0	0	0	0	0	0	1	9			
13	Chris Brandon		1-1	0-0	0-0	0 0 0	2	2	0	0	0	0	8			
15	Darrell Riley Jr.		3-3	1-1	0-0	0 1 1	0	7	7	5	0	1	20			
21	Lamar Hamrick		0-1	0-0	0-0	0 0 0	2	0	0	3	0	2	5			
24	Harrison Curry		4-9	0-1	1-1	1 6 7	1	9	0	1	3	0	20			
Team					0 3 3											
Totals			25-49	10-25	5-8	3 23 26	13	65	14	22	3	10	200			
FG % 1st Half: 10-22		45.5%	2nd half: 15-27		55.6%	Game: 25-49		51.0%	Deadball		Rebounds		2			
3FG % 1st Half: 4-13		30.8%	2nd half: 6-12		50.0%	Game: 10-25		40.0%								
FT % 1st Half: 0-2		0.0%	2nd half: 5-6		83.3%	Game: 5-8		62.5%								

IUPUI 80 • 13-9, 5-4 HL

#	Player	Total		3-Ptr		Rebounds			PF	TP	A TO Blk Stl					Min
		FG-FGA	FG-FGA	FT-FTA	Off Def Tot	PF	TP	A TO Blk Stl								
24	HALL, Evan	f	5-9	0-0	0-0	3 7 10	2	10	7	1	2	0	30			
32	GOSS, Elyjah	f	2-5	0-0	1-2	0 1 1	1	5	1	3	0	1	18			
05	JUSTICE, Camron	g	7-11	5-8	2-2	0 1 1	1	21	3	3	0	2	29			
22	McCALL, D.J.	g	2-4	1-2	3-4	1 2 3	0	8	5	1	0	1	26			
23	WEATHERFORD, Grant	g	1-2	0-1	0-0	1 2 3	2	2	6	0	0	4	24			
00	MINNETT, Jaylen		5-13	5-11	2-2	0 2 2	1	17	0	1	0	2	27			
04	HANSEN, Jack		5-9	0-0	5-5	0 2 2	0	15	1	1	0	0	18			
10	ROGERS, Nick		0-1	0-1	0-0	0 2 2	2	0	3	3	0	1	14			
15	ISMAIL, Ahmed		1-1	0-0	0-0	1 1 2	5	2	0	0	1	1	14			
Team					0 2 2											
Totals			28-55	11-23	13-15	6 22 28	14	80	26	13	3	12	200			
FG % 1st Half: 13-31		41.9%	2nd half: 15-24		62.5%	Game: 28-55		50.9%	Deadball		Rebounds		0			
3FG % 1st Half: 5-14		35.7%	2nd half: 6-9		66.7%	Game: 11-23		47.8%								
FT % 1st Half: 2-2		100.0	2nd half: 11-13		84.6%	Game: 13-15		86.7%								

Officials: Steve Honacki,Bobby Daw,Dan Dorian  
Technical fouls: Detroit Mercy-None. IUPUI-HALL, Evan.  
Attendance: 1482

Score by periods	1st	2nd	Total
Detroit Mercy	24	41	65
IUPUI	33	47	80

Last FG - UDM 2nd-00:48, IUPUI 2nd-01:24.  
Largest lead - UDM by 4 1st-14:20, IUPUI by 23 2nd-07:27.  
UDM led for 03:08. IUPUI led for 33:46. Game was tied for 03:06.

Points	In Paint	Off T/O	2nd Chance	Fast Break	Bench
UDM	28	9	0	6	18
IUPUI	30	18	5	6	34

Score tied - 4 times.  
Lead changed - 5 times.

## GAME #23 • IUPUI 83, NORTHERN KENTUCKY 77 (INDIANA FARMERS COLISEUM)

Northern Ky. 77 • 18-5, 8-2 HL

#	Player		Total		3-Ptr		Rebounds			PF	TP						Min
			FG-FTA	FG-FGA	FT-FTA	Off	Def	Tot	A			TO	Bk	Stl			
11	Jalen Tate	f	4-8	0-1	1-2	0	2	2	3	9	4	1	0	0	21		
32	Dantez Walton	f	9-11	2-4	0-0	3	4	7	3	20	3	5	2	1	30		
34	Drew McDonald	f	3-12	0-5	8-9	3	3	6	2	14	3	2	0	0	28		
12	Trevon Faulkner		0-0	0-0	1-2	1	0	1	5	1	0	0	0	0	16		
15	Tyler Sharpe	g	6-11	4-7	4-6	1	4	5	2	20	2	1	0	1	37		
02	Paul Djoko		1-1	0-0	0-0	0	0	0	1	2	3	1	0	0	25		
04	Adrian Nelson		1-1	0-0	0-0	0	0	1	1	2	0	0	0	0	5		
05	Zaynah Robinson		1-5	1-4	0-0	0	2	2	2	3	2	2	0	1	21		
33	Chris Vogt		2-4	0-0	2-3	0	2	2	3	6	1	1	3	0	17		
Team						1	1	2									
Totals			27-53	7-21	16-22	9	19	28	22	77	18	14	5	3	200		
FG % 1st Half: 10-23 43.5% 2nd half: 17-30 56.7% Game: 27-53 50.9%																	
3FG % 1st Half: 2-9 22.2% 2nd half: 5-12 41.7% Game: 7-21 33.3%																	
FT % 1st Half: 12-16 75.0% 2nd half: 4-6 66.7% Game: 16-22 72.7%																	
															Deadball Rebounds 2		